

# Thematics Monthly Monitor

Aug 2025



# STOXX Thematic Solutions Capture Megatrends Across Three Broad Categories

**Megatrends** – powerful, transformative forces that could change the global economy, business and society

## Environment

Benefit from the increasing societal awareness of environmental and sustainability issues that are impacting our quality of life



## Future Technology

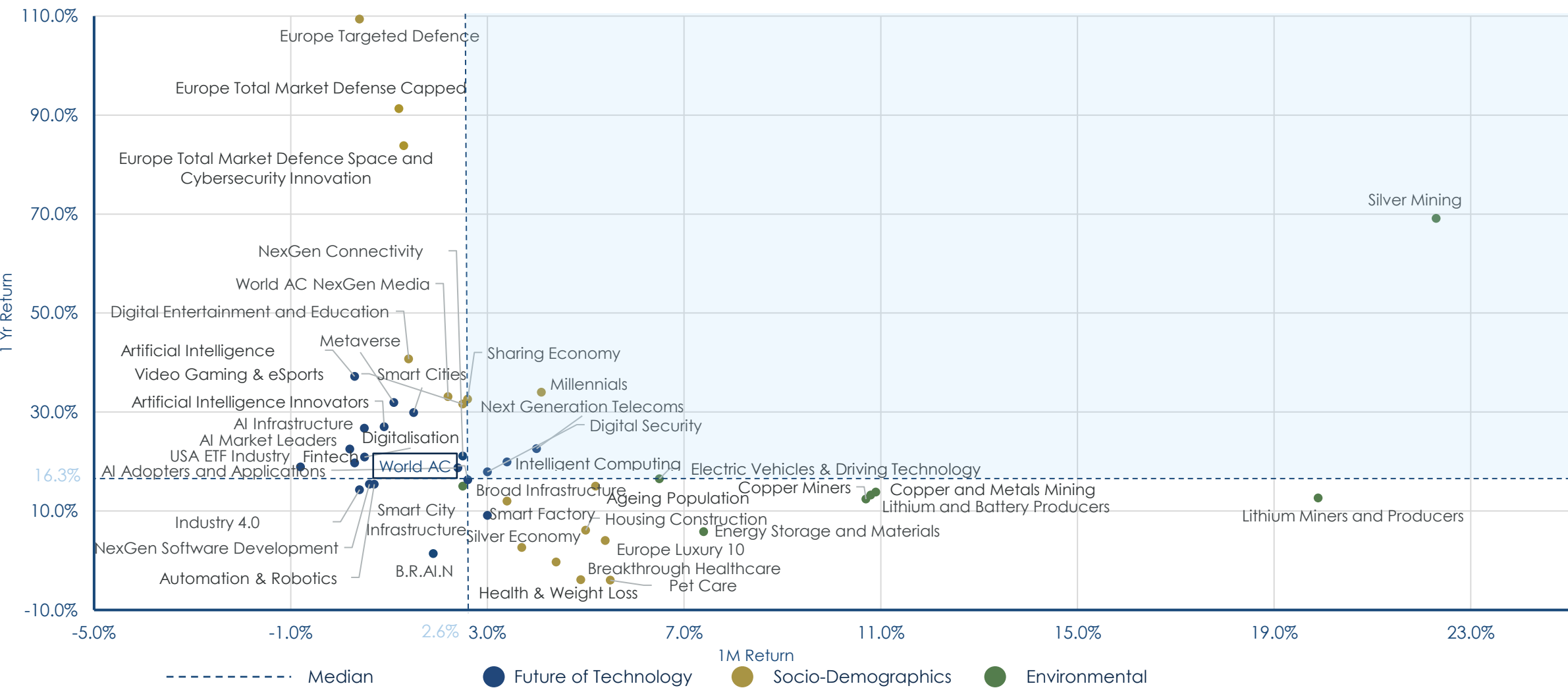
Technological advancements that are changing our daily lives

## Socio-demographics

Changes in global demographics will bring significant challenges and opportunities for societies and businesses

# STOXX Thematic Indices

## Performance Overview



Source: STOXX. Daily data Aug 30, 2024 to Aug 29, 2025, USD GR



# STOXX Thematic Indices

## Performance & Risk Characteristics

Future of Technology	Returns				Risk				Dividend Yield		Sharpe Ratio	
	1M	YTD	1Y	3Y	1M	YTD	1Y	3Y	1Y	3Y	1Y	3Y
STOXX Global AI Adopters and Applications	2.4%	12.3%	18.7%	19.6%	11.4%	18.5%	16.5%	16.0%	1.6%	6.9%	1.21	1.22
STOXX Global AI Infrastructure	0.5%	19.3%	26.7%	32.2%	19.1%	28.0%	25.4%	23.2%	1.3%	8.6%	1.15	1.39
STOXX Global Artificial Intelligence	0.3%	19.3%	37.2%	34.1%	21.4%	31.6%	28.9%	26.9%	0.8%	5.3%	1.37	1.27
STOXX Global Artificial Intelligence Innovators	0.9%	17.2%	27.0%	30.0%	14.9%	22.6%	20.3%	19.2%	1.3%	6.8%	1.43	1.56
STOXX Global Automation & Robotics	0.7%	11.6%	15.4%	17.5%	15.5%	22.0%	20.4%	20.0%	0.9%	4.2%	0.81	0.87
STOXX Global Digital Security	3.0%	11.0%	17.9%	17.1%	21.1%	20.4%	18.6%	18.6%	1.0%	4.2%	1.01	0.92
STOXX Global Digitalisation	0.5%	11.1%	20.9%	18.2%	16.2%	21.0%	18.7%	19.1%	0.9%	3.8%	1.18	0.95
STOXX Global Fintech	0.3%	11.2%	19.7%	17.0%	14.7%	20.1%	18.1%	18.1%	1.1%	4.8%	1.14	0.94
STOXX Global Industry 4.0	0.4%	8.7%	14.3%	19.9%	16.2%	23.4%	21.6%	20.7%	1.3%	6.8%	0.74	0.96
STOXX Global Intelligent Computing	3.4%	13.7%	19.9%	16.1%	16.4%	21.8%	19.9%	18.7%	1.4%	6.0%	1.04	0.86
STOXX Global Metaverse	1.1%	20.2%	31.9%	30.6%	21.8%	25.2%	23.0%	22.0%	0.9%	5.2%	1.45	1.39
STOXX Global Next Generation Telecoms	4.0%	17.8%	22.6%	17.2%	12.7%	18.2%	16.8%	16.1%	2.7%	11.1%	1.45	1.07
STOXX Global Smart Cities	1.5%	17.1%	29.9%	15.1%	18.4%	29.2%	27.0%	26.1%	0.7%	2.9%	1.22	0.58
STOXX Global Smart Factory	3.0%	15.3%	9.1%	15.7%	18.1%	29.5%	27.4%	25.1%	1.3%	5.8%	0.39	0.62
STOXX World AC AI Market Leaders	0.2%	17.7%	22.5%	35.1%	16.1%	22.8%	20.8%	21.1%	1.2%	8.4%	1.17	1.67
STOXX World AC NexGen Connectivity	2.5%	14.2%	21.1%	20.2%	13.1%	19.5%	17.9%	16.8%	2.1%	10.1%	1.29	1.20
STOXX World AC NexGen Software Development	0.6%	13.2%	15.4%	27.9%	18.6%	29.4%	26.7%	25.7%	0.7%	3.6%	0.65	1.09
iSTOXX Developed Markets B.R.AI.N	1.9%	11.0%	1.4%	14.4%	13.4%	20.2%	18.8%	16.6%	1.1%	5.5%	0.12	0.87
<b>Category Average</b>	<b>1.5%</b>	<b>14.6%</b>	<b>20.6%</b>	<b>22.1%</b>	<b>16.6%</b>	<b>23.5%</b>	<b>21.5%</b>	<b>20.6%</b>	<b>1.2%</b>	<b>6.1%</b>	<b>1.0</b>	<b>1.1</b>

Source: STOXX, Daily data Aug 30, 2022 to Aug 29, 2025, USD GR

# STOXX Thematic Indices

## Performance & Risk Characteristics

Social Demographics	Returns				Risk				Dividend Yield		Sharpe Ratio	
	1M	YTD	1Y	3Y	1M	YTD	1Y	3Y	1Y	3Y	1Y	3Y
STOXX Global Ageing Population	5.2%	18.6%	15.0%	12.8%	10.8%	14.8%	13.6%	13.8%	2.5%	8.3%	1.15	0.93
STOXX Global Breakthrough Healthcare	4.4%	5.9%	-0.3%	3.8%	14.7%	16.8%	15.5%	16.5%	1.0%	2.6%	0.00	0.23
STOXX Global Broad Infrastructure	3.4%	17.5%	12.0%	9.8%	6.8%	11.6%	10.6%	11.5%	3.6%	12.7%	1.23	0.85
STOXX Global Digital Entertainment and Education	1.4%	27.9%	40.7%	34.5%	16.9%	20.8%	18.6%	19.4%	0.7%	5.5%	2.27	1.78
STOXX Global Health & Weight Loss	4.9%	0.4%	-3.9%	2.6%	13.0%	17.3%	15.7%	16.0%	1.3%	3.9%	-0.21	0.16
STOXX Global Housing Construction	5.0%	16.5%	6.1%	14.6%	16.3%	22.4%	21.0%	20.2%	1.7%	7.5%	0.37	0.72
STOXX Global Millennials	4.1%	20.6%	34.0%	30.2%	15.1%	20.4%	18.1%	19.2%	0.7%	3.4%	1.96	1.57
STOXX Global Pet Care	5.5%	3.5%	-4.0%	4.8%	15.0%	15.2%	13.8%	13.4%	1.8%	6.2%	-0.27	0.35
STOXX Global Sharing Economy	2.6%	17.7%	32.6%	29.2%	16.6%	23.3%	20.6%	21.0%	0.5%	2.7%	1.67	1.39
STOXX Global Silver Economy	3.7%	9.7%	2.6%	14.1%	12.1%	18.5%	16.7%	16.6%	1.4%	5.6%	0.24	0.85
STOXX Global Video Gaming & eSports	2.5%	26.2%	31.6%	28.5%	15.6%	21.7%	19.3%	19.7%	1.1%	5.3%	1.75	1.45
STOXX World AC NexGen Media	2.2%	23.2%	33.1%	36.7%	16.5%	23.9%	21.5%	21.9%	0.7%	4.7%	1.62	1.68
STOXX Europe Luxury 10	5.4%	9.9%	4.0%	14.2%	20.6%	26.1%	26.0%	25.8%	1.6%	7.0%	0.16	0.55
STOXX Europe Targeted Defence	0.4%	115.2%	109.4%	75.8%	29.5%	38.6%	34.2%	26.4%	2.2%	20.8%	3.24	2.88
STOXX Europe Total Market Defense Capped	1.2%	94.3%	91.3%	67.3%	24.6%	35.1%	30.8%	24.5%	2.2%	17.4%	2.99	2.74
STOXX Europe Total Market Defence Space and Cybersecurity Innovation	1.3%	83.8%	83.8%	59.3%	20.5%	31.2%	27.4%	22.6%	2.3%	18.1%	3.07	2.63
STOXX USA ETF Industry	-0.8%	11.6%	18.9%	17.0%	12.6%	20.1%	17.7%	18.1%	2.3%	9.7%	1.16	0.94
Category Average	3.1%	29.6%	29.8%	26.8%	16.3%	22.2%	20.1%	19.2%	1.6%	8.3%	1.3	1.3

Source: STOXX, Daily data Aug 30, 2022 to Aug 29, 2025 USD GR

# STOXX Thematic Indices

## Performance & Risk Characteristics

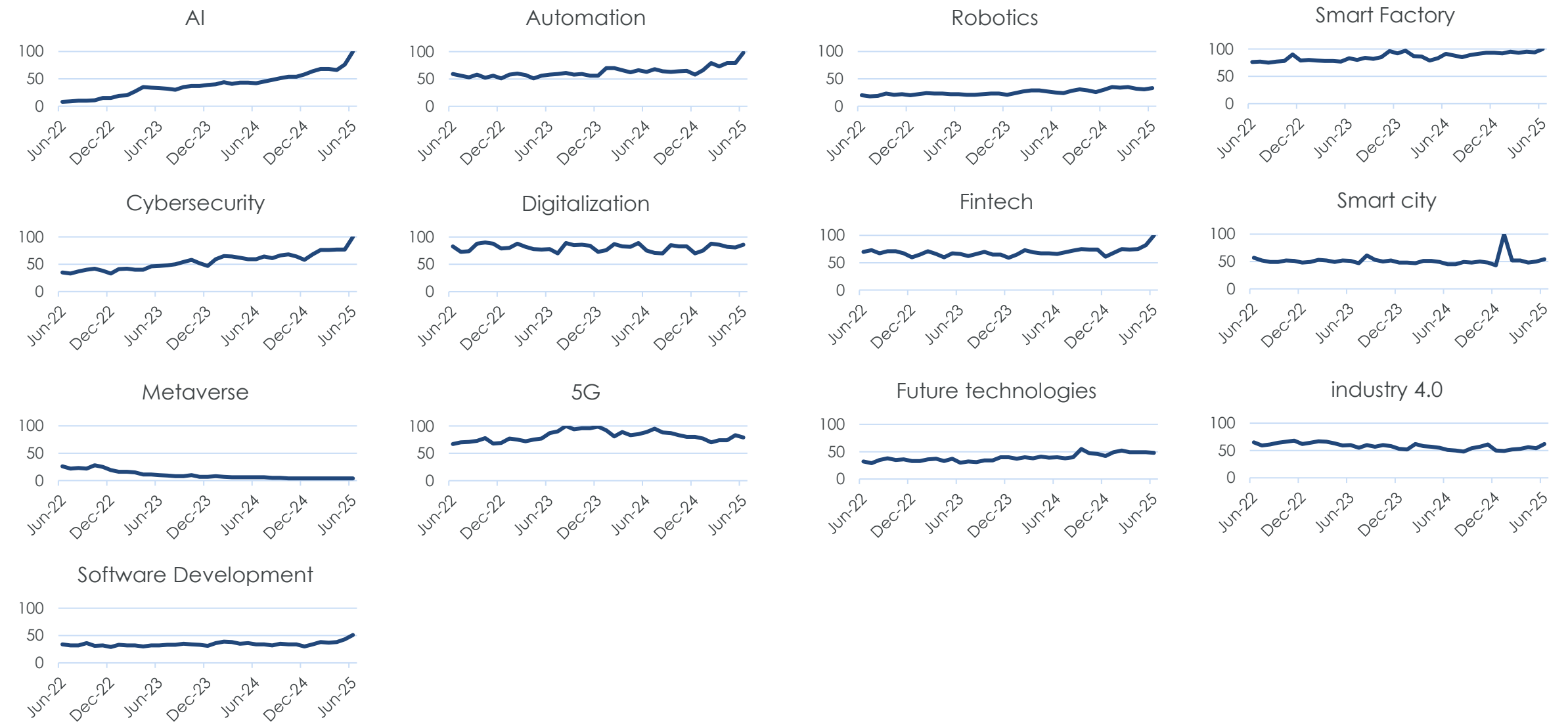
Environmental	Returns				Risk				Dividend Yield		Sharpe Ratio	
	1M	YTD	1Y	3Y	1M	YTD	1Y	3Y	1Y	3Y	1Y	3Y
STOXX Global Copper and Metals Mining	10.9%	27.7%	13.8%	19.8%	18.6%	27.7%	27.7%	28.2%	2.3%	14.2%	0.55	0.70
STOXX Global Copper Miners	10.7%	26.5%	12.4%	18.6%	18.2%	27.4%	27.6%	28.8%	2.4%	13.0%	0.49	0.65
STOXX Global Electric Vehicles & Driving Technology	6.5%	17.3%	16.5%	11.9%	17.9%	23.7%	21.9%	20.3%	1.9%	7.0%	0.83	0.59
STOXX Global Energy Storage and Materials	7.4%	16.8%	5.8%	-1.5%	13.8%	19.8%	18.6%	19.0%	2.0%	5.5%	0.34	-0.08
STOXX Global Lithium and Battery Producers	10.8%	15.3%	13.2%	-10.7%	23.0%	26.1%	25.5%	24.5%	1.3%	3.1%	0.57	-0.44
STOXX Global Lithium Miners and Producers	19.9%	17.9%	12.6%	-27.3%	48.2%	34.1%	34.7%	32.6%	0.5%	1.0%	0.38	-0.84
STOXX Global Silver Mining	22.3%	77.5%	69.1%	36.3%	22.9%	32.9%	34.1%	35.2%	1.9%	9.0%	2.03	1.03
STOXX Global Smart City Infrastructure	2.5%	16.5%	15.0%	15.7%	12.9%	16.9%	15.5%	15.7%	1.7%	6.7%	1.03	1.00
Category Average	11.4%	26.9%	19.8%	7.8%	21.9%	26.1%	25.7%	25.5%	1.8%	7.4%	0.8	0.3

Source: STOXX, Daily data Aug 30, 2022 to Aug 29, 2025 USD GR

# STOXX Thematic Indices Correlations

	AP	A&A	IN	AI	AI	A&R	BH	BI	C&MM	CM	DE&E	DS	DIG I	EV &DT	ES&M	FIN	H&WL	HC	I4.0	IC	L&BP	LM&P	MET A	MIL	NGT	PC	SE	SILV	SILM	SC	SCI	SF	VG&E	AIM L	NC	NM	NSD	LUX	DEF C	DEF SC	US ETF	B.R. AI.N			
Ageing Population [AP]	1.0																																												
AI Adopters and Applications [A&A]	0.0	1.0																																											
AI Infrastructure [IN]	-0.7	0.3	1.0																																										
Artificial Intelligence [AI]	-0.5	0.3	0.9	1.0																																									
Artificial Intelligence Innovators [AI]	-0.8	0.3	0.9	0.8	1.0																																								
Automation & Robotics [A&R]	-0.2	0.6	0.7	0.7	0.5	1.0																																							
Breakthrough Healthcare [BH]	0.6	0.4	-0.3	-0.2	-0.3	0.2	1.0																																						
Broad Infrastructure [BI]	0.5	-0.2	-0.6	-0.7	-0.7	-0.5	0.2	1.0																																					
Copper and Metals Mining [C&MM]	0.2	-0.2	-0.2	-0.2	-0.4	-0.2	0.0	0.2	1.0																																				
Copper Miners [CM]	0.2	-0.2	-0.2	-0.2	-0.4	-0.2	0.0	0.2	1.0	1.0																																			
Digital Entertainment and Education [DE&E]	-0.4	0.4	0.7	0.7	0.7	0.7	-0.1	-0.4	-0.3	-0.3	1.0																																		
Digital Security [DS]	0.0	0.6	0.3	0.4	0.3	0.6	0.2	-0.3	-0.6	-0.5	0.4	1.0																																	
Digitalisation [DIGI]	0.0	0.6	0.3	0.5	0.3	0.6	0.1	-0.3	-0.1	-0.1	0.5	0.4	1.0																																
Electric Vehicles & Driving Technology [EV&DT]	-0.1	0.2	0.4	0.5	0.3	0.5	0.1	-0.5	0.3	0.3	0.4	0.1	0.3	1.0																															
Energy Storage and Materials [ES&M]	0.2	0.0	0.1	0.1	-0.1	0.2	0.2	0.0	0.5	0.5	0.0	-0.1	0.2	0.6	1.0																														
Fintech [FIN]	0.2	0.6	0.0	0.2	0.0	0.5	0.3	0.0	-0.2	-0.2	0.2	0.4	0.9	0.1	0.1	1.0																													
Health & Weight Loss [H&WL]	0.0	0.0	-0.2	-0.2	-0.2	0.0	0.0	0.1	0.5	0.5	-0.1	-0.4	0.1	0.2	0.3	0.1	1.0																												
Housing Construction [HC]	0.2	0.2	0.3	0.3	0.0	0.5	0.3	0.0	0.4	0.4	0.3	-0.1	0.3	0.6	0.6	0.2	0.1	1.0																											
Industry 4.0 [I4.0]	-0.4	0.6	0.8	0.7	0.7	0.8	0.0	-0.5	-0.3	-0.3	0.7	0.7	0.5	0.3	-0.1	0.3	-0.2	0.2	1.0																										
Intelligent Computing [IC]	-0.2	0.4	0.6	0.6	0.5	0.7	0.1	-0.6	0.0	0.0	0.6	0.3	0.5	0.7	0.3	0.3	0.1	0.4	0.6	1.0																									
Lithium and Battery Producers [L&BP]	0.2	0.1	0.1	0.2	0.0	0.2	0.2	-0.2	0.3	0.3	0.2	0.0	0.2	0.6	0.8	0.1	0.1	0.4	-0.1	0.3	1.0																								
Lithium Miners and Producers [LM&P]	0.3	0.0	0.0	0.2	-0.1	0.1	0.2	-0.1	0.3	0.3	0.1	0.0	0.1	0.5	0.7	0.1	0.1	0.4	-0.1	0.2	0.9	1.0																							
Metaverse [META]	-0.4	0.5	0.8	0.9	0.7	0.8	0.0	-0.5	-0.3	-0.3	0.7	0.5	0.6	0.4	0.1	0.5	-0.2	0.4	0.7	0.6	0.2	0.1	1.0																						
Millennials [MIL]	-0.4	0.4	0.5	0.6	0.6	0.5	-0.2	-0.4	0.0	0.0	0.6	0.2	0.6	0.4	0.1	0.3	0.3	0.2	0.5	0.4	0.3	0.2	0.6	1.0																					
Next Generation Telecoms [NGT]	-0.4	0.1	0.6	0.4	0.5	0.4	-0.1	-0.1	-0.2	-0.2	0.6	0.2	0.1	0.2	0.1	-0.1	-0.3	0.2	0.5	0.3	0.1	0.0	0.4	0.4	1.0																				
Pet Care [PC]	0.4	-0.1	-0.5	-0.5	-0.5	-0.3	0.2	0.5	0.2	0.2	-0.4	-0.3	-0.3	-0.1	0.0	-0.1	0.3	0.0	-0.4	-0.3	0.0	0.1	-0.5	-0.2	-0.2	1.0																			
Sharing Economy [SE]	-0.1	0.6	0.3	0.5	0.3	0.5	0.0	-0.3	-0.1	-0.1	0.4	0.3	0.9	0.3	0.1	0.8	0.2	0.3	0.4	0.4	0.2	0.2	0.6	0.7	0.0	-0.2	1.0																		
Silver Economy [SILV]	0.0	0.2	0.2	0.2	0.2	0.3	0.2	-0.2	0.1	0.1	0.3	0.0	0.2	0.2	0.1	0.1	0.2	0.4	0.2	0.2	0.1	0.2	0.3	0.3	0.2	0.1	0.3	1.0																	
Silver Mining [SILM]	0.2	-0.1	-0.2	-0.3	-0.3	-0.3	0.2	0.4	0.6	0.6	-0.1	-0.5	-0.2	0.0	0.3	-0.2	0.2	0.4	-0.3	-0.1	0.2	0.2	-0.3	0.0	0.0	0.1	-0.2	0.0	1.0																
Smart Cities [SC]	-0.2	0.5	0.6	0.6	0.5	0.7	0.0	-0.4	-0.2	-0.2	0.6	0.6	0.5	0.7	0.1	0.3	-0.2	0.3	0.7	0.6	0.3	0.2	0.7	0.5	0.3	-0.3	0.4	0.1	-0.3	1.0															
Smart City Infrastructure [SCI]	0.3	0.5	0.1	0.2	-0.1	0.6	0.5	0.1	0.1	0.1	0.3	0.3	0.3	0.4	0.2	0.3	0.0	0.6	0.4	0.4	0.2	0.3	0.2	0.1	0.1	0.1	0.2	0.1	0.1	0.5	1.0														
Smart Factory [SF]	-0.4	0.3	0.8	0.7	0.6	0.7	0.0	-0.5	0.1	0.1	0.6	0.2	0.3	0.7	0.3	0.1	0.1	0.6	0.7	0.7	0.3	0.2	0.6	0.5	0.5	-0.3	0.2	0.4	0.1	0.6	0.4	1.0													
Video Gaming & eSports [VG&E]	-0.6	0.2	0.8	0.8	0.8	0.6	-0.3	-0.4	-0.2	-0.2	0.7	0.2	0.3	0.4	0.1	0.1	-0.1	0.3	0.6	0.5	0.2	0.1	0.8	0.6	0.6	-0.4	0.4	0.2	-0.1	0.5	0.1	0.6	1.0												
AI Market Leaders [AIML]	-0.7	0.2	0.9	0.8	0.9	0.6	-0.2	-0.6	-0.2	-0.2	0.6	0.3	0.3	0.4	0.0	0.0	-0.1	0.2	0.7	0.5	0.0	-0.1	0.7	0.5	0.5	-0.4	0.3	0.3	-0.2	0.5	0.0	0.7	0.8	1.0											
NexGen Connectivity [NC]	-0.6	0.3	0.8	0.6	0.8	0.6	-0.2	-0.4	-0.4	-0.4	0.7	0.5	0.3	0.2	-0.1	0.0	-0.2	0.1	0.8	0.5	0.0	-0.1	0.6	0.5	0.9	-0.4	0.2	0.3	-0.2	0.5	0.1	0.6	0.6	0.8	1.0										
NexGen Media [NM]	-0.6	0.3	0.8	0.8	0.8	0.7	-0.3	-0.5	-0.2	-0.2	0.8	0.3	0.5	0.4	0.0	0.2	0.0	0.3	0.7	0.5	0.1	0.0	0.8	0.8	0.5	-0.4	0.5	0.4	-0.2	0.6	0.1	0.7	0.9	0.9	0.8	1.0									
NexGen Software Development [NSD]	-0.6	0.3	0.9	0.9	0.9	0.7	-0.2	-0.6	-0.2	-0.1	0.7	0.3	0.4	0.5	0.1	0.1	-0.1	0.4	0.7	0.6	0.2	0.1	0.8	0.6	0.4	-0.5	0.4	0.4	-0.2	0.6	0.1	0.7	0.8	0.9	0.7	0.9	1.0								
Europe Luxury 10 [LUX]	-0.1	0.2	0.1	0.0	0.1	0.1	0.1	-0.1	0.2	0.2	0.0	-0.3	0.0	0.2	0.2	0.0	0.6	0.1	0.0	0.2	0.1	0.1	0.0	0.4	-0.1	0.3	0.3	0.4	0.0	-0.1	0.0	0.1	0.1	0.2	0.0	0.2	0.1	1.0							
Europe Targeted Defence [DEF]	0.1	-0.1	-0.3	-0.4	-0.4	-0.3	-0.1	0.5	0.0	0.0	-0.2	-0.2	-0.3	-0.2	-0.2	-0.1	0.1	0.0	-0.3	-0.3	-0.4	-0.3	-0.3	-0.3	-0.2	0.3	-0.1	0.0	0.1	-0.2	0.1	-0.2	-0.2	-0.3	-0.3	-0.2	-0.3	0.1	1.0						
Europe Total Market Defense Capped [DEFC]	0.1	-0.1	-0.3	-0.4	-0.3	-0.2	-0.1	0.5	0.0	0.0	-0.2	-0.3	-0.3	-0.2	-0.2	0.0	0.1	0.0	-0.3	-0.2	-0.3	-0.2	-0.3	-0.3	-0.2	0.3	-0.1	0.0	0.2	-0.2	0.1	-0.2	-0.2	-0.3	-0.3	-0.3	-0.3	0.1	1.0	1.0					
Europe Total Market Defence Space and Cybersecurity Innovation [DEFSC]	0.2	-0.1	-0.3	-0.4	-0.4	-0.2	-0.1	0.6	0.1	0.1	-0.2	-0.2	-0.2	-0.1	-0.1	0.0	0.1	0.1	-0.3	-0.2	-0.3	-0.2	-0.3	-0.3	-0.1	0.4	-0.1	-0.1	0.2	-0.2	0.2	-0.2	-0.2	-0.3	-0.3	-0.3	-0.4	0.1	0.9	1.0	1.0				
USA ETF [US ETF]	0.4	0.2	-0.2	0.0	-0.3	0.2	0.3	0.1	-0.1	-0.1	0.0	0.2	0.5	0.1	0.2	0.7	-0.2	0.2	0.0	0.1	0.1	0.1	0.1	-0.2	-0.1	0.0	0.3	-0.1	-0.1	0.1	0.2	-0.1	-0.3	-0.2	-0.1	-0.2	-0.2	-0.2	0.0	0.0	0.0	1.0			
B.R.AI.N [B.R.AI.N]	-0.1	0.2	0.3	0.2	0.2	0.3	0.3	0.1	-0.2	-0.2	0.3	0.2	-0.2	-0.1	0.0	-0.2	-0.2	0.2	0.3	0.0	-0.1	-0.1	0.2	-0.1	0.4	0.0	-0.2	0.4	0.0	0.0	0.1	0.3	0.3	0.3	0.3	0.2	0.3	0.0	0.0	0.0	0.0	-0.1	1		

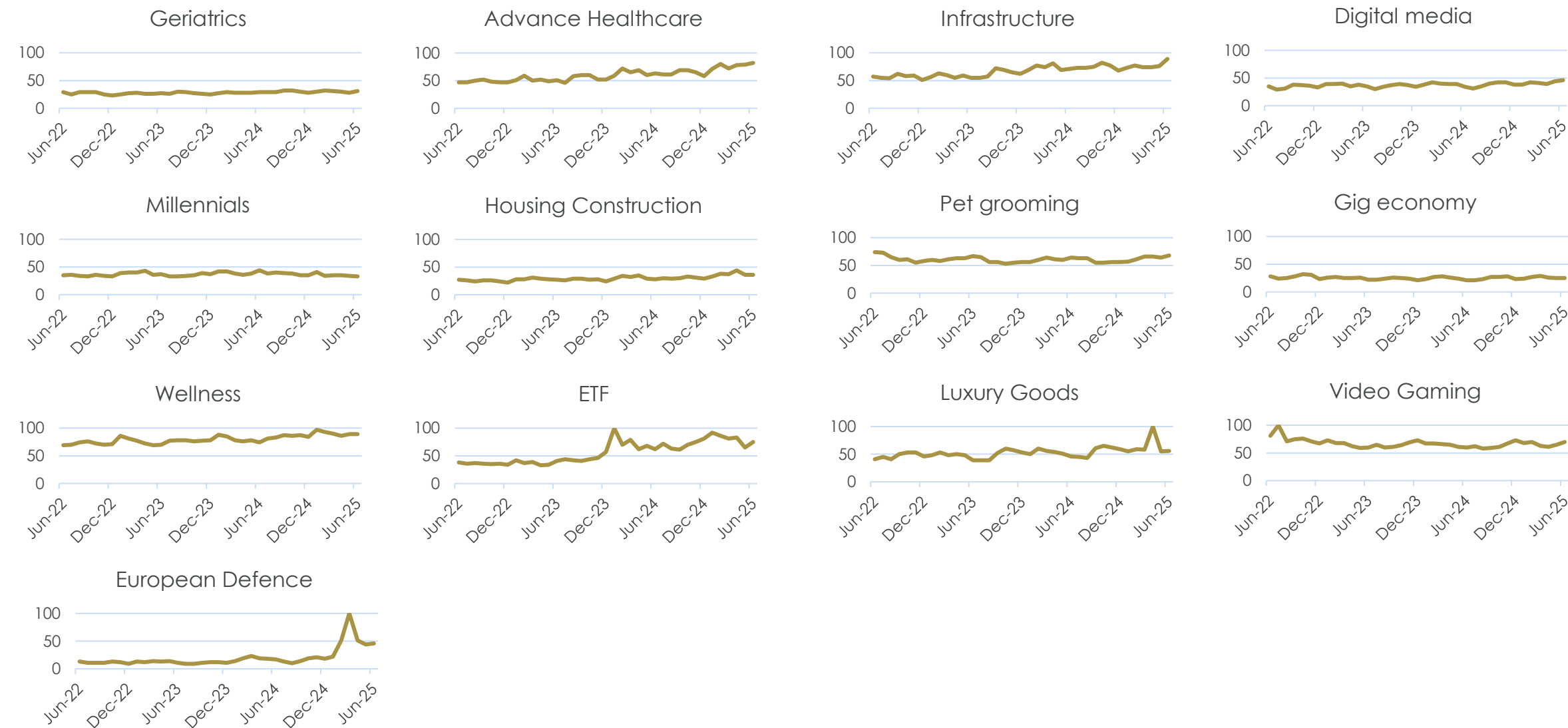
# Google Trends: Future of Technology



Source: Google trends, monthly data Jun 30, 2022 to Jun 30, 2025

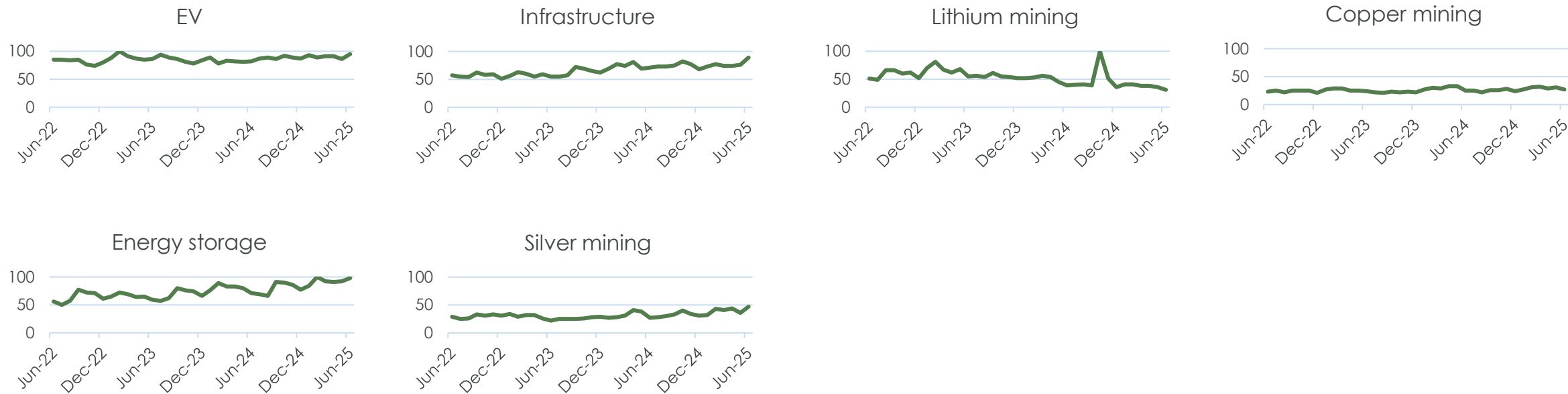


# Google Trends: Social Demographics



Source: Google trends, monthly data Jun 30, 2022 to Jun 30, 2025

# Google Trends: Environmental



Source: Google trends, monthly data Jun 30, 2022 to Jun 30, 2025

# STOXX Thematic Indices: Google Trend Keyword

## Social Demographics

Index	Keyword
<a href="#">STOXX Global Ageing Population</a>	Geriatrics
<a href="#">STOXX Global Breakthrough Healthcare</a>	Advanced Healthcare
<a href="#">STOXX Global Broad Infrastructure</a>	Infrastructure
<a href="#">STOXX Global Digital Entertainment and Education</a>	Digital Media
<a href="#">STOXX Global Health &amp; Weight Loss</a>	Wellness
<a href="#">STOXX Global Housing Construction</a>	Housing Construction
<a href="#">STOXX Global Millennials</a>	Millennials
<a href="#">STOXX Global Pet Care</a>	Pet Grooming
<a href="#">STOXX Global Sharing Economy</a>	Gig Economy
<a href="#">STOXX Global Silver Economy</a>	Geriatrics
<a href="#">STOXX Global Video Gaming &amp; eSports</a>	Video Gaming
<a href="#">STOXX World AC NexGen Media</a>	Digital Media
<a href="#">STOXX Europe Luxury 10</a>	Luxury Goods
<a href="#">STOXX Europe Targeted Defence</a>	European Defence
<a href="#">STOXX Europe Total Market Defense Capped</a>	European Defence
<a href="#">STOXX Europe Total Market Defence Space and Cybersecurity Innovation</a>	European Defence
<a href="#">STOXX USA ETF Industry</a>	ETF

## Environmental

Index	Keywords
<a href="#">STOXX Global Copper and Metals Mining</a>	Copper mining
<a href="#">STOXX Global Copper Miners</a>	Copper mining
<a href="#">STOXX Global Electric Vehicles &amp; Driving Technology</a>	EV
<a href="#">STOXX Global Energy Storage and Materials</a>	Energy Storage
<a href="#">STOXX Global Lithium and Battery Producers</a>	Lithium mining
<a href="#">STOXX Global Lithium Miners and Producers</a>	Lithium mining
<a href="#">STOXX Global Smart City Infrastructure</a>	Infrastructure
<a href="#">STOXX Global Silver Mining</a>	Silver mining

## Future of Technology

Index	Keywords
<a href="#">STOXX Global AI Adopters and Applications</a>	AI
<a href="#">STOXX Global AI Infrastructure</a>	AI
<a href="#">STOXX Global Artificial Intelligence</a>	AI
<a href="#">STOXX Global Artificial Intelligence Innovators</a>	AI
<a href="#">STOXX Global Automation &amp; Robotics</a>	Automation, Robotics
<a href="#">STOXX Global Digital Security</a>	Cybersecurity
<a href="#">STOXX Global Digitalisation</a>	Digitalization
<a href="#">STOXX Global Fintech</a>	Fintech
<a href="#">STOXX Global Industry 4.0</a>	Industry 4.0
<a href="#">STOXX Global Intelligent Computing</a>	AI
<a href="#">STOXX Global Intelligent Computing ADTV5</a>	AI
<a href="#">STOXX Global Metaverse</a>	Metaverse
<a href="#">STOXX Global Next Generation Telecoms</a>	5G
<a href="#">STOXX Global Smart Cities</a>	Smart city
<a href="#">STOXX Global Smart Factory</a>	Smart Factory
<a href="#">STOXX World AC AI Market Leaders</a>	AI
<a href="#">STOXX World AC NexGen Connectivity</a>	5G
<a href="#">STOXX World AC NexGen Software Development</a>	Software Development
<a href="#">iSTOXX Developed Markets B.R.A.I.N</a>	Future Technologies

# Themes Overview

	1Y Excess Return*	1Y Volatility	1Y Dividend yield	1Y Beta*	Google Trend**
STOXX Global Copper and Metals Mining	-2.5%	27.7%	2.3%	1.32	0.53
STOXX Global Copper Miners	-3.9%	27.6%	2.4%	1.30	0.53
STOXX Global Electric Vehicles & Driving Technology	0.2%	21.9%	1.9%	1.30	0.52
STOXX Global Energy Storage and Materials	-10.5%	18.6%	2.0%	0.71	2.19
STOXX Global Lithium and Battery Producers	-3.1%	19.6%	2.0%	0.81	-1.16
STOXX Global Lithium Miners and Producers	-3.7%	34.7%	0.5%	1.00	-1.16
STOXX Global Silver Mining	52.8%	34.1%	1.9%	1.12	1.34
STOXX Global Smart City Infrastructure	-1.3%	15.5%	1.7%	1.03	0.60
STOXX Global Ageing Population	-1.3%	13.6%	2.5%	0.85	0.04
STOXX Global Breakthrough Healthcare	-16.6%	15.5%	1.0%	0.81	1.70
STOXX Global Broad Infrastructure	-4.3%	10.6%	3.6%	0.44	0.60
STOXX Global Digital Entertainment and Education	24.4%	18.6%	0.7%	1.13	0.84
STOXX Global Health & Weight Loss	-20.2%	15.7%	1.3%	0.83	0.96
STOXX Global Housing Construction	-10.2%	21.0%	1.7%	1.36	0.94
STOXX Global Millennials	17.7%	18.1%	0.7%	1.20	-0.66
STOXX Global Pet Care	-20.3%	13.8%	1.8%	0.55	0.48
STOXX Global Sharing Economy	16.3%	20.6%	0.5%	1.33	0.32
STOXX Global Silver Economy	-13.7%	16.7%	1.4%	1.10	0.04
STOXX Global Video Gaming & eSports	15.3%	19.3%	1.1%	1.27	0.65
STOXX World AC NexGen Media	16.8%	21.5%	0.7%	1.40	0.84
STOXX Europe Luxury 10	-12.3%	26.0%	1.6%	0.78	1.70
STOXX Europe Targeted Defence	93.1%	34.2%	2.2%	0.50	4.48
STOXX Europe Total Market Defense Capped	75.0%	30.8%	2.2%	0.61	4.48
STOXX Europe Total Market Defence Space and Cybersecurity Innovation	67.5%	27.4%	2.3%	0.55	4.48
STOXX USA ETF Industry	2.6%	17.7%	2.3%	1.01	1.27
STOXX Global AI Adopters and Applications	2.4%	16.5%	1.6%	1.13	3.65
STOXX Global AI Infrastructure	10.4%	25.4%	1.3%	1.63	3.65
STOXX Global Artificial Intelligence	20.9%	28.9%	0.8%	1.80	3.65
STOXX Global Artificial Intelligence Innovators	10.7%	20.3%	1.3%	1.37	3.65
STOXX Global Automation & Robotics	-0.9%	20.4%	0.9%	1.37	2.12
STOXX Global Digital Security	1.6%	18.6%	1.0%	1.15	2.34
STOXX Global Digitalisation	4.6%	18.7%	0.9%	1.23	0.93
STOXX Global Fintech	3.4%	18.1%	1.1%	1.17	1.51
STOXX Global Industry 4.0	-2.0%	21.6%	1.3%	1.42	0.51
STOXX Global Intelligent Computing	3.6%	19.9%	1.4%	1.17	3.65
STOXX Global Metaverse	15.6%	23.0%	0.9%	1.51	-0.16
STOXX Global Next Generation Telecoms	6.3%	16.8%	2.7%	1.10	-1.34
STOXX Global Smart Cities	13.6%	27.0%	0.7%	1.68	0.79
STOXX Global Smart Factory	-7.2%	27.4%	1.3%	1.72	0.79
STOXX World AC AI Market Leaders	6.2%	20.8%	1.2%	1.37	3.65
STOXX World AC NexGen Connectivity	4.8%	17.9%	2.1%	1.17	-1.34
STOXX World AC NexGen Software Development	-0.9%	26.7%	0.7%	1.72	1.02
STOXX Developed Markets B.R.AI.N	-14.9%	18.8%	1.1%	1.20	0.74

Thank you!



# Disclaimer

STOXX Ltd., or ISS STOXX Index GmbH and their licensors, research partners or data providers do not make any warranties or representations, express or implied, with respect to the timeliness, sequence, accuracy, completeness, currentness, merchantability, quality or fitness for any particular purpose of its index data and exclude any liability in connection therewith. STOXX Ltd., or ISS STOXX Index GmbH and their licensors, research partners or data providers are not providing investment advice through the publication of indices or in connection therewith. In particular, the inclusion of a company in an index, its weighting, or the exclusion of a company from an index, does not in any way reflect an opinion of STOXX Ltd., ISS STOXX Index GmbH or their licensors, research partners or data providers on the merits of that company. Financial instruments based on the STOXX indices, DAX indices or on any other indices administered by STOXX Ltd. are in no way sponsored, endorsed, sold or promoted by STOXX Ltd., or ISS STOXX Index GmbH or their licensors, research partners or data providers.