

# Thematics Monthly Monitor

March 2025



# STOXX Thematic Solutions Capture Megatrends Across Three Broad Categories

**Megatrends** – powerful, transformative forces that could change the global economy, business and society

## Environment

Benefit from the increasing societal awareness of environmental and sustainability issues that are impacting our quality of life



## Future Technology

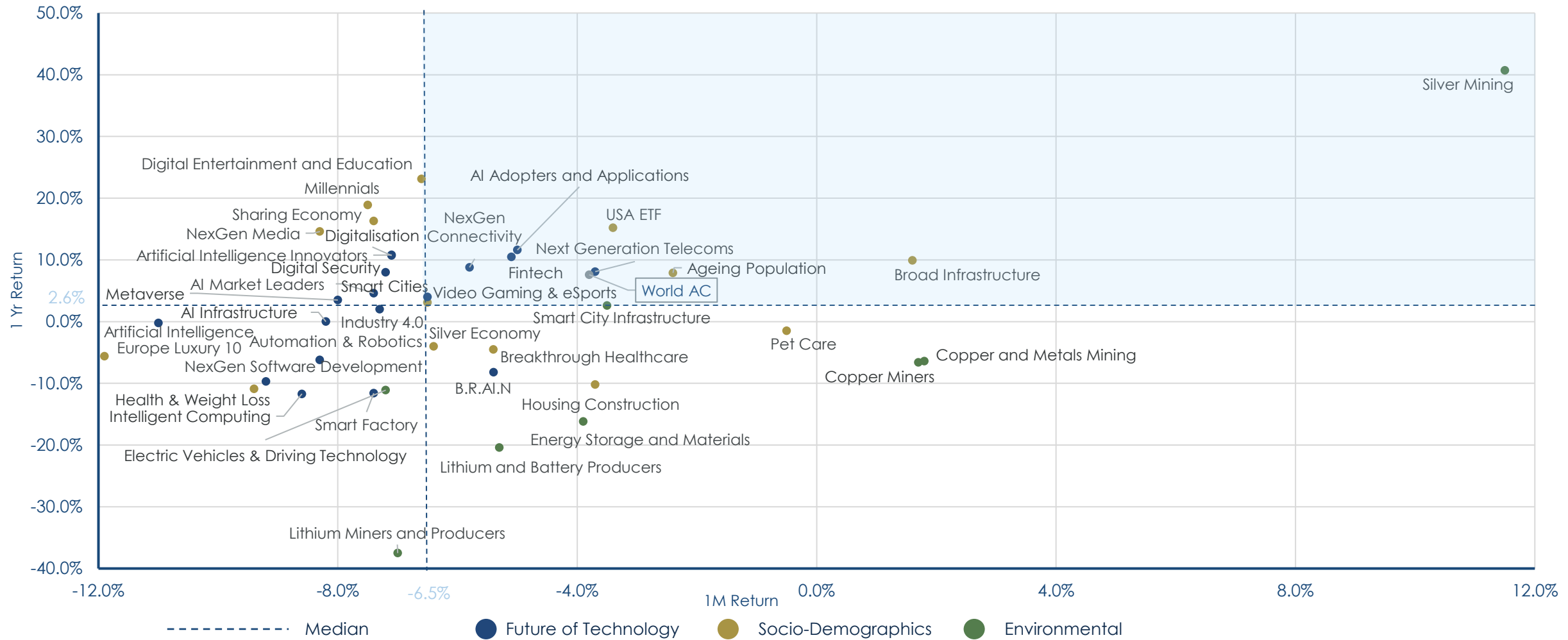
Technological advancements that are changing our daily lives

## Socio-demographics

Changes in global demographics will bring significant challenges and opportunities for societies and businesses

# STOXX Thematic Indices

## Performance Overview



Source: STOXX. Daily data Mar 29, 2025 to Mar 31, 2025, USD GR

# STOXX Thematic Indices

## Performance & Risk Characteristics

Future of Technology	Returns				Risk				Dividend Yield		Sharpe Ratio	
	1M	YTD	1Y	3Y	1M	YTD	1Y	3Y	1Y	3Y	1Y	3Y
STOXX Global AI Adopters and Applications	-5.0%	0.0%	11.6%	8.5%	21.1%	15.5%	13.2%	17.1%	1.5%	1.7%	0.9	0.5
STOXX Global AI Infrastructure	-8.2%	-8.8%	0.0%	13.0%	30.1%	26.5%	22.9%	23.5%	1.1%	2.0%	0.0	0.6
STOXX Global Artificial Intelligence	-11.0%	-12.1%	-0.2%	11.7%	35.9%	30.1%	25.1%	28.4%	0.7%	1.1%	0.0	0.4
STOXX Global Artificial Intelligence Innovators	-7.1%	-5.6%	10.8%	13.5%	23.7%	19.5%	17.2%	20.2%	1.1%	1.6%	0.6	0.7
STOXX Global Automation & Robotics	-8.3%	-7.0%	-6.2%	3.0%	25.0%	20.5%	18.7%	21.3%	0.8%	1.0%	-0.3	0.1
STOXX Global Digital Security	-7.2%	-4.7%	8.0%	5.8%	23.3%	18.7%	16.1%	19.4%	0.9%	1.0%	0.5	0.3
STOXX Global Digitalisation	-7.1%	-4.3%	10.7%	5.4%	24.8%	19.2%	15.3%	20.9%	0.8%	0.9%	0.7	0.3
STOXX Global Fintech	-5.1%	-0.7%	10.5%	6.0%	22.6%	17.6%	14.7%	19.6%	1.0%	1.2%	0.7	0.3
STOXX Global Industry 4.0	-7.3%	-6.3%	2.0%	7.4%	25.6%	21.0%	19.3%	21.5%	1.3%	1.7%	0.1	0.3
STOXX Global Intelligent Computing	-8.6%	-9.6%	-11.7%	1.2%	24.9%	22.8%	18.7%	19.3%	1.1%	1.4%	-0.6	0.1
STOXX Global Metaverse	-8.0%	-5.8%	3.5%	9.3%	27.8%	22.4%	19.8%	23.3%	0.8%	1.1%	0.2	0.4
STOXX Global Next Generation Telecoms	-3.7%	-2.0%	8.1%	5.2%	16.8%	16.7%	15.4%	16.1%	2.4%	2.7%	0.5	0.3
STOXX Global Smart Cities	-6.5%	-5.9%	4.0%	1.9%	32.0%	28.7%	25.0%	27.3%	0.6%	0.7%	0.2	0.1
STOXX Global Smart Factory	-7.4%	-7.3%	-11.6%	1.2%	26.5%	24.5%	24.2%	25.1%	1.0%	1.4%	-0.5	0.0
STOXX World AC AI Market Leaders	-7.4%	-5.9%	4.6%	15.5%	25.6%	22.1%	19.3%	22.5%	1.1%	1.8%	0.2	0.7
STOXX World AC NexGen Connectivity	-5.8%	-4.3%	8.8%	7.4%	18.7%	17.4%	16.1%	17.0%	2.0%	2.5%	0.5	0.4
STOXX World AC NexGen Software Development	-9.2%	-10.3%	-9.7%	9.9%	32.9%	27.0%	23.6%	27.0%	0.5%	0.8%	-0.4	0.4
iSTOXX Developed Markets B.R.AI.N	-5.4%	-1.1%	-8.2%	4.9%	19.6%	16.9%	16.0%	17.1%	1.1%	1.4%	-0.5	0.3
<b>Category Average</b>	<b>-7.1%</b>	<b>-5.7%</b>	<b>1.9%</b>	<b>7.3%</b>	<b>25.4%</b>	<b>21.5%</b>	<b>18.9%</b>	<b>21.5%</b>	<b>1.1%</b>	<b>1.4%</b>	<b>0.2</b>	<b>0.3</b>

Source: STOXX, Daily data Mar 31, 2022 to Mar 31, 2025, USD GR

# STOXX Thematic Indices

## Performance & Risk Characteristics

Social Demographics	Returns				Risk				Dividend Yield		Sharpe Ratio	
	1M	YTD	1Y	3Y	1M	YTD	1Y	3Y	1Y	3Y	1Y	3Y
STOXX Global Ageing Population	-2.4%	3.4%	7.9%	3.8%	15.7%	12.5%	12.0%	14.5%	2.2%	2.1%	0.7	0.3
STOXX Global Breakthrough Healthcare	-5.4%	-3.1%	-4.5%	-3.6%	14.9%	13.2%	13.4%	18.2%	0.9%	0.6%	-0.3	-0.2
STOXX Global Broad Infrastructure	1.6%	6.6%	9.9%	3.4%	9.7%	8.7%	9.3%	11.8%	3.6%	3.5%	1.1	0.3
STOXX Global Digital Entertainment and Education	-6.6%	0.2%	23.1%	14.3%	25.2%	20.4%	17.3%	21.3%	0.8%	1.4%	1.3	0.7
STOXX Global Health & Weight Loss	-9.4%	-6.6%	-10.9%	-6.5%	18.0%	14.7%	14.0%	17.0%	1.2%	1.0%	-0.8	-0.4
STOXX Global Housing Construction	-3.7%	-1.3%	-10.2%	3.4%	22.1%	19.7%	19.3%	20.4%	1.3%	1.9%	-0.5	0.2
STOXX Global Millennials	-7.5%	-2.5%	18.9%	12.3%	25.5%	18.7%	15.1%	21.7%	0.6%	0.7%	1.3	0.6
STOXX Global Pet Care	-0.5%	-0.5%	-1.5%	0.2%	13.7%	12.4%	11.4%	13.8%	1.8%	1.7%	-0.1	0.0
STOXX Global Sharing Economy	-7.4%	-0.7%	16.3%	14.1%	28.8%	20.9%	16.3%	23.5%	0.5%	0.6%	1.0	0.6
STOXX Global Silver Economy	-6.4%	-0.9%	-4.0%	3.9%	19.0%	14.1%	13.9%	18.0%	1.2%	1.4%	-0.3	0.2
STOXX Global Video Gaming & eSports	-6.5%	-4.1%	3.1%	10.4%	21.0%	18.3%	17.0%	20.4%	0.9%	1.2%	0.2	0.5
STOXX World AC NexGen Media	-8.3%	-3.3%	14.6%	17.0%	28.4%	21.8%	18.9%	23.8%	0.7%	1.1%	0.8	0.7
STOXX Europe Luxury 10	-11.9%	4.8%	-5.6%	7.8%	17.8%	26.6%	23.5%	26.9%	1.6%	1.9%	-0.2	0.3
STOXX USA ETF Industry	-3.4%	0.9%	15.2%	7.5%	19.7%	16.4%	13.5%	19.1%	2.2%	2.5%	1.1	0.4
<b>Category Average</b>	<b>-5.6%</b>	<b>-0.5%</b>	<b>5.2%</b>	<b>6.3%</b>	<b>20.0%</b>	<b>17.0%</b>	<b>15.4%</b>	<b>19.3%</b>	<b>1.4%</b>	<b>1.6%</b>	<b>0.4</b>	<b>0.3</b>

Source: STOXX, Daily data Mar 31, 2022 to Mar 31, 2025 USD GR

# STOXX Thematic Indices

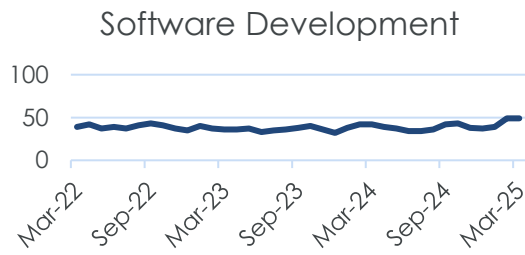
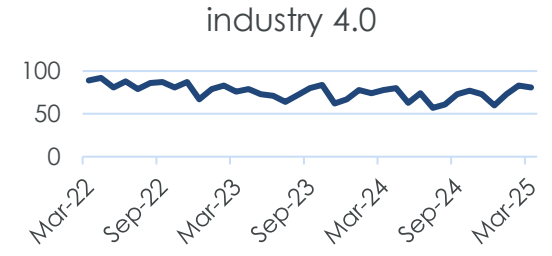
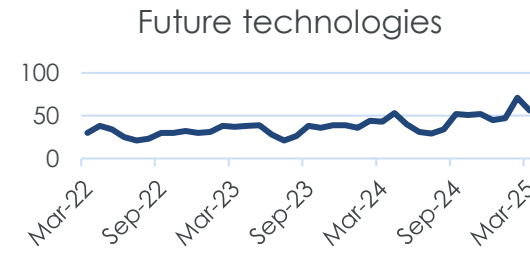
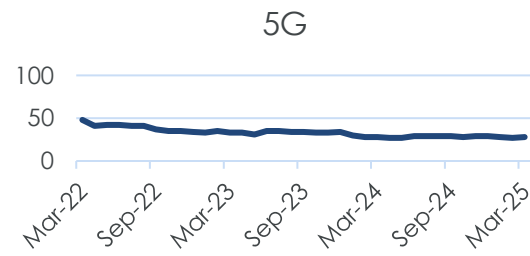
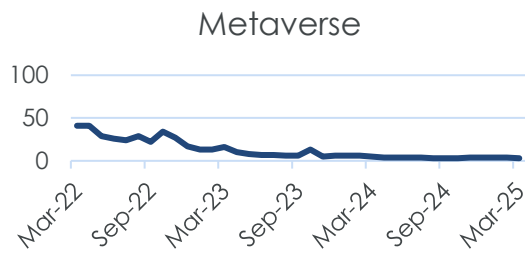
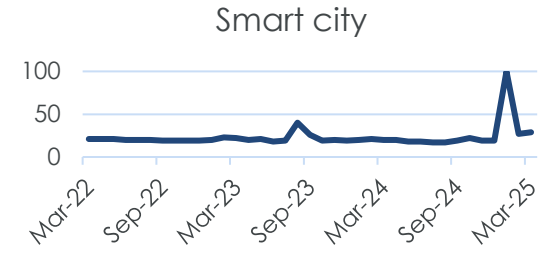
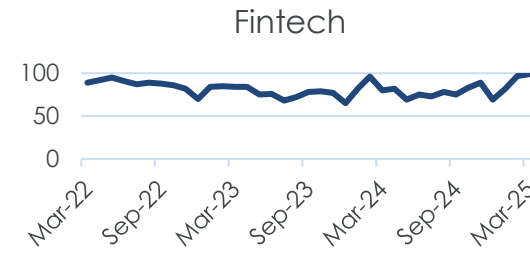
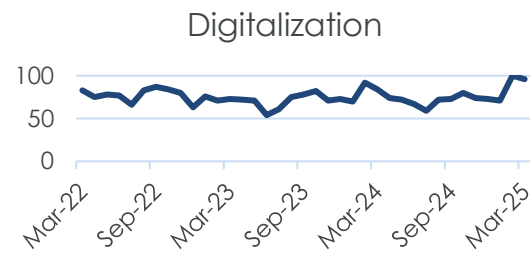
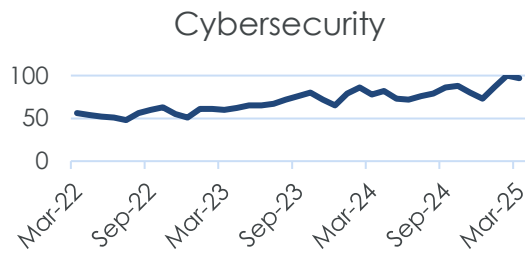
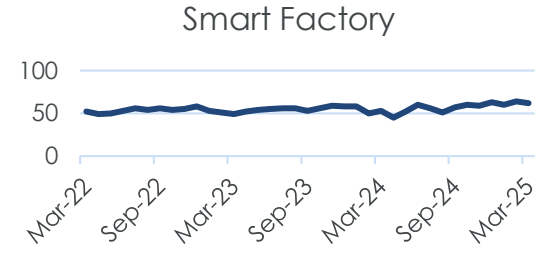
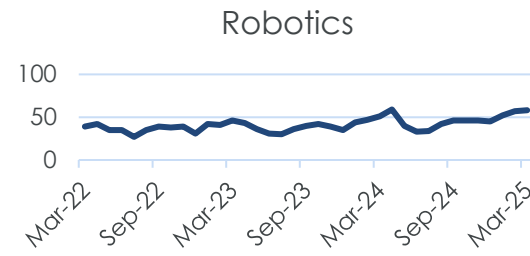
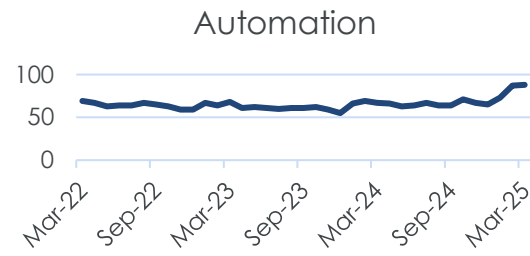
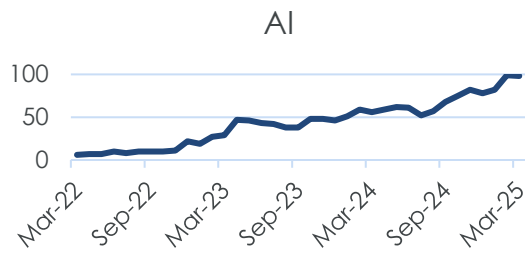
## Performance & Risk Characteristics

Environmental	Returns				Risk				Dividend Yield		Sharpe Ratio	
	1M	YTD	1Y	3Y	1M	YTD	1Y	3Y	1Y	3Y	1Y	3Y
STOXX Global Copper and Metals Mining	1.8%	1.2%	-6.4%	-0.8%	34.5%	26.8%	27.2%	29.5%	2.0%	3.1%	-0.2	0.0
STOXX Global Copper Miners	1.7%	1.0%	-6.6%	-2.8%	34.1%	26.5%	27.2%	30.5%	2.2%	2.7%	-0.2	-0.1
STOXX Global Electric Vehicles & Driving Technology	-7.2%	-7.7%	-11.1%	-0.5%	25.6%	21.6%	19.7%	20.4%	1.4%	1.6%	-0.6	0.0
STOXX Global Energy Storage and Materials	-3.9%	-4.4%	-16.2%	-11.3%	18.6%	18.1%	17.5%	19.8%	1.6%	1.3%	-0.9	-0.6
STOXX Global Lithium and Battery Producers	-5.3%	-8.2%	-20.4%	-18.3%	20.9%	20.9%	22.9%	25.0%	1.0%	0.8%	-0.9	-0.7
STOXX Global Lithium Miners and Producers	-7.0%	-8.5%	-37.5%	-34.2%	27.8%	25.7%	30.7%	33.1%	0.5%	0.3%	-1.2	-1.0
STOXX Global Silver Mining	11.5%	23.5%	40.7%	6.1%	35.4%	33.5%	35.8%	36.3%	1.3%	1.4%	1.1	0.2
STOXX Global Smart City Infrastructure	-3.5%	-2.3%	2.6%	3.6%	18.9%	16.6%	14.3%	16.3%	1.5%	1.6%	0.2	0.2
<b>Category Average</b>	<b>-1.5%</b>	<b>-0.7%</b>	<b>-6.9%</b>	<b>-7.3%</b>	<b>27.0%</b>	<b>23.7%</b>	<b>24.4%</b>	<b>26.3%</b>	<b>1.4%</b>	<b>1.6%</b>	<b>-0.3</b>	<b>-0.3</b>

Source: STOXX, Daily data Mar 31, 2022 to Mar 31, 2025 USD GR



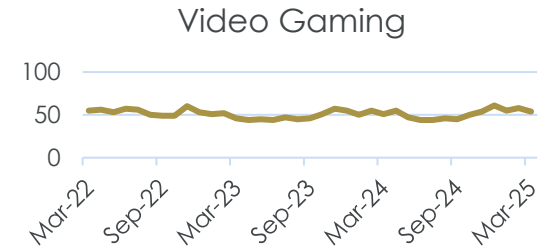
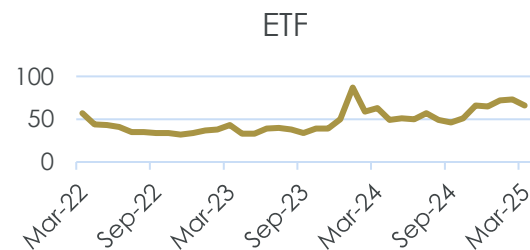
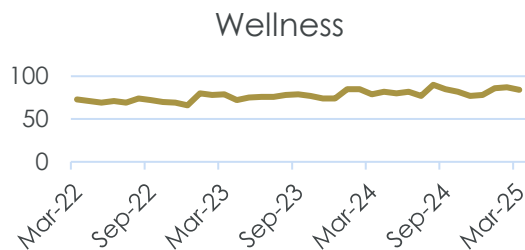
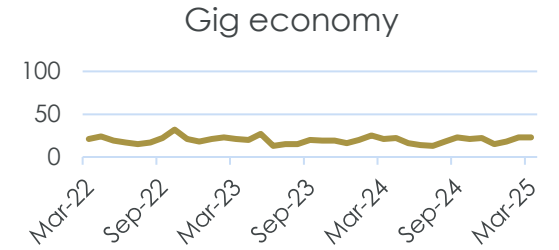
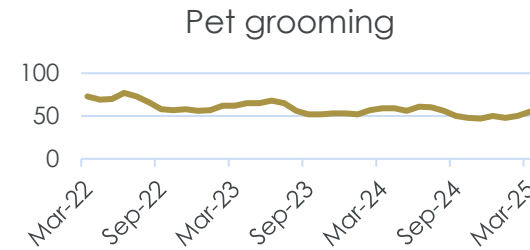
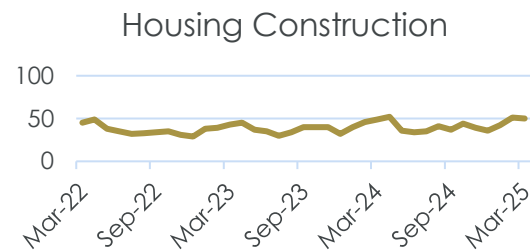
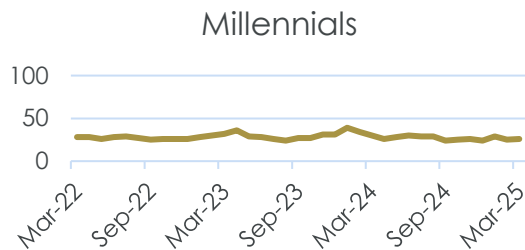
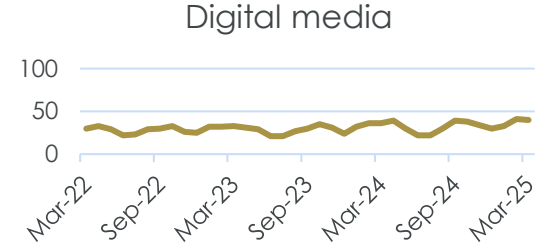
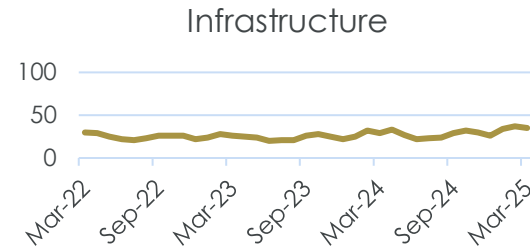
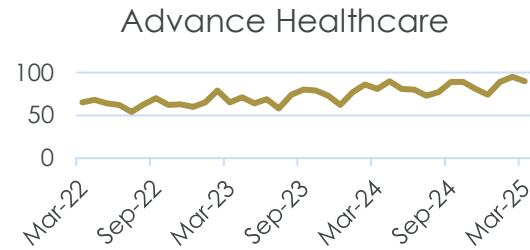
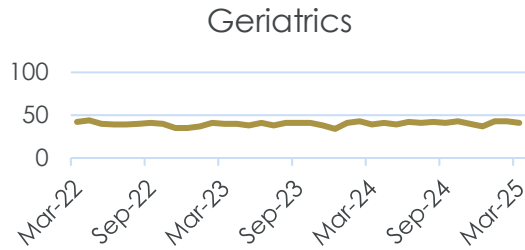
# Google Trends: Future of Technology



Source: Google trends, monthly data Mar 31, 2021 to Mar 31, 2025

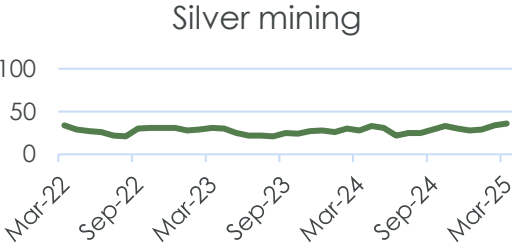
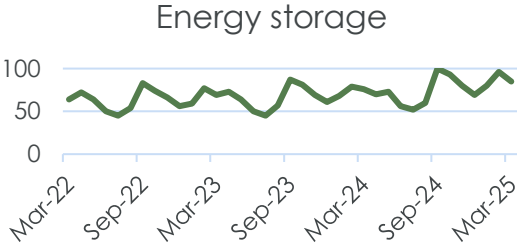
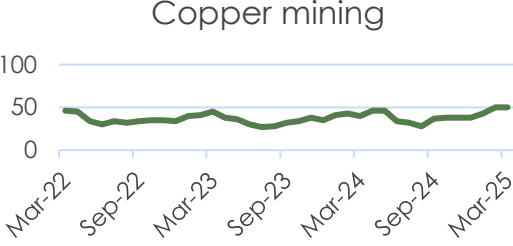
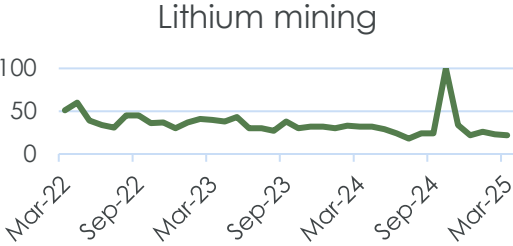
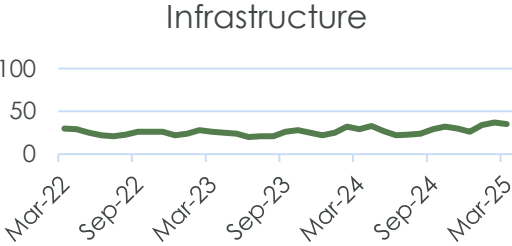
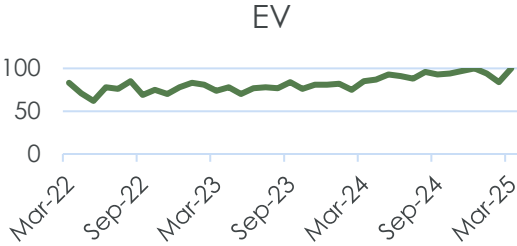


# Google Trends: Social Demographics



Source: Google trends, monthly data Mar 31, 2021 to Mar 31, 2025

# Google Trends: Environmental



Source: Google trends, monthly data Mar 31, 2021 to Mar 31, 2025

# STOXX Thematic Indices: Google Trend Keyword

## Social Demographics

Index	Keyword
<a href="#">STOXX Global Ageing Population</a>	Geriatrics
<a href="#">STOXX Global Breakthrough Healthcare</a>	Advanced Healthcare
<a href="#">STOXX Global Broad Infrastructure</a>	Infrastructure
<a href="#">STOXX Global Digital Entertainment and Education</a>	Digital Media
<a href="#">STOXX Global Health &amp; Weight Loss</a>	Wellness
<a href="#">STOXX Global Housing Construction</a>	Housing Construction
<a href="#">STOXX Global Millennials</a>	Millennials
<a href="#">STOXX Global Pet Care</a>	Pet Grooming
<a href="#">STOXX Global Sharing Economy</a>	Gig Economy
<a href="#">STOXX Global Silver Economy</a>	Geriatrics
<a href="#">STOXX Global Video Gaming &amp; eSports</a>	Video Gaming
<a href="#">STOXX World AC NexGen Media</a>	Digital Media
<a href="#">STOXX Europe Luxury 10</a>	Luxury Goods
<a href="#">STOXX USA ETF Industry</a>	ETF

## Environmental

Index	Keywords
<a href="#">STOXX Global Copper and Metals Mining</a>	Copper mining
<a href="#">STOXX Global Copper Miners</a>	Copper mining
<a href="#">STOXX Global Electric Vehicles &amp; Driving Technology</a>	EV
<a href="#">STOXX Global Energy Storage and Materials</a>	Energy Storage
<a href="#">STOXX Global Lithium and Battery Producers</a>	Lithium mining
<a href="#">STOXX Global Lithium Miners and Producers</a>	Lithium mining
<a href="#">STOXX Global Smart City Infrastructure</a>	Infrastructure
<a href="#">STOXX Global Silver Mining</a>	Silver mining

## Future of Technology

Index	Keywords
<a href="#">STOXX Global AI Adopters and Applications</a>	AI
<a href="#">STOXX Global AI Infrastructure</a>	AI
<a href="#">STOXX Global Artificial Intelligence</a>	AI
<a href="#">STOXX Global Artificial Intelligence Innovators</a>	AI
<a href="#">STOXX Global Automation &amp; Robotics</a>	Automation, Robotics
<a href="#">STOXX Global Digital Security</a>	Cybersecurity
<a href="#">STOXX Global Digitalisation</a>	Digitalization
<a href="#">STOXX Global Fintech</a>	Fintech
<a href="#">STOXX Global Industry 4.0</a>	Industry 4.0
<a href="#">STOXX Global Intelligent Computing</a>	AI
<a href="#">STOXX Global Intelligent Computing ADTV5</a>	AI
<a href="#">STOXX Global Metaverse</a>	Metaverse
<a href="#">STOXX Global Next Generation Telecoms</a>	5G
<a href="#">STOXX Global Smart Cities</a>	Smart city
<a href="#">STOXX Global Smart Factory</a>	Smart Factory
<a href="#">STOXX World AC AI Market Leaders</a>	AI
<a href="#">STOXX World AC NexGen Connectivity</a>	5G
<a href="#">STOXX World AC NexGen Software Development</a>	Software Development
<a href="#">iSTOXX Developed Markets B.R.AI.N</a>	Future Technologies

# Themes Overview

	1Y Excess Return*	1Y Volatility	1Y Dividend yield	1Y Beta	Google Trend**
STOXX Global Copper and Metals Mining	-14.0%	27.2%	2.0%	1.30	0.56
STOXX Global Copper Miners	-14.2%	27.2%	2.2%	1.31	0.56
STOXX Global Electric Vehicles & Driving Technology	-18.7%	19.7%	1.4%	1.44	0.67
STOXX Global Energy Storage and Materials	-23.8%	17.5%	1.6%	0.89	1.87
STOXX Global Lithium and Battery Producers	-28.0%	19.6%	2.0%	1.06	-0.08
STOXX Global Lithium Miners and Producers	-45.1%	30.7%	0.5%	1.21	-0.08
STOXX Global Silver Mining	33.1%	35.8%	1.3%	1.47	0.45
STOXX Global Smart City Infrastructure	-5.0%	14.3%	1.5%	1.12	0.65
STOXX Global Ageing Population	0.3%	12.0%	2.2%	0.87	0.12
STOXX Global Breakthrough Healthcare	-12.1%	13.4%	0.9%	0.80	0.66
STOXX Global Broad Infrastructure	2.3%	9.3%	3.6%	0.45	0.65
STOXX Global Digital Entertainment and Education	15.5%	17.3%	0.8%	1.28	0.56
STOXX Global Health & Weight Loss	-18.5%	14.0%	1.2%	0.82	0.32
STOXX Global Housing Construction	-17.8%	19.3%	1.3%	1.49	0.23
STOXX Global Millennials	11.3%	15.1%	0.6%	1.16	-0.29
STOXX Global Pet Care	-9.1%	11.4%	1.8%	0.44	-0.92
STOXX Global Sharing Economy	8.7%	16.3%	0.5%	1.23	0.27
STOXX Global Silver Economy	-11.6%	13.9%	1.2%	1.09	0.12
STOXX Global Video Gaming & eSports	-4.5%	17.0%	0.9%	1.34	0.77
STOXX World AC NexGen Media	7.0%	18.9%	0.7%	1.45	0.56
STOXX Europe Luxury 10	-13.2%	23.5%	1.6%	0.87	0.45
STOXX USA ETF Industry	7.6%	13.5%	2.2%	0.80	1.58
STOXX Global AI Adopters and Applications	4.0%	13.2%	1.5%	1.08	3.63
STOXX Global AI Infrastructure	-7.6%	22.9%	1.1%	1.76	3.63
STOXX Global Artificial Intelligence	-7.8%	25.1%	0.7%	1.90	3.63
STOXX Global Artificial Intelligence Innovators	3.2%	17.2%	1.1%	1.40	3.63
STOXX Global Automation & Robotics	-13.8%	18.7%	0.8%	1.51	1.54
STOXX Global Digital Security	0.4%	16.1%	0.9%	1.19	1.54
STOXX Global Digitalisation	3.1%	15.3%	0.8%	1.21	1.40
STOXX Global Fintech	2.9%	14.7%	1.0%	1.09	1.43
STOXX Global Industry 4.0	-5.6%	19.3%	1.3%	1.53	0.43
STOXX Global Intelligent Computing	-19.3%	18.7%	1.1%	1.38	3.63
STOXX Global Metaverse	-4.1%	19.8%	0.8%	1.56	-0.07
STOXX Global Next Generation Telecoms	0.5%	15.4%	2.4%	1.17	0.02
STOXX Global Smart Cities	-3.6%	25.0%	0.6%	1.85	2.36
STOXX Global Smart Factory	-19.2%	24.2%	1.0%	1.80	1.13
STOXX World AC AI Market Leaders	-3.0%	19.3%	1.1%	1.52	3.63
STOXX World AC NexGen Connectivity	1.2%	16.1%	2.0%	1.25	0.02
STOXX World AC NexGen Software Development	-17.3%	23.6%	0.5%	1.82	0.68
STOXX Developed Markets B.R.AI.N	-15.8%	16.0%	1.1%	1.23	1.65

Source: STOXX, daily data Mar 29, 2025 to Mar 31, 2025, USD GR

\*vs STOXX World AC

\*\*Google trend, is calculated as the slope of the 1-year trend scores (monthly Mar 29, 2024 to Mar 31, 2025)

Thank you!



# Disclaimer

STOXX Ltd., or ISS STOXX Index GmbH and their licensors, research partners or data providers do not make any warranties or representations, express or implied, with respect to the timeliness, sequence, accuracy, completeness, currentness, merchantability, quality or fitness for any particular purpose of its index data and exclude any liability in connection therewith. STOXX Ltd., or ISS STOXX Index GmbH and their licensors, research partners or data providers are not providing investment advice through the publication of indices or in connection therewith. In particular, the inclusion of a company in an index, its weighting, or the exclusion of a company from an index, does not in any way reflect an opinion of STOXX Ltd., ISS STOXX Index GmbH or their licensors, research partners or data providers on the merits of that company. Financial instruments based on the STOXX indices, DAX indices or on any other indices administered by STOXX Ltd. are in no way sponsored, endorsed, sold or promoted by STOXX Ltd., or ISS STOXX Index GmbH or their licensors, research partners or data providers.