

Thematics Monthly Monitor

February 2025



STOXX Thematic Solutions Capture Megatrends Across Three Broad Categories

Megatrends – powerful, transformative forces that could change the global economy, business and society

Environment

Benefit from the increasing societal awareness of environmental and sustainability issues that are impacting our quality of life



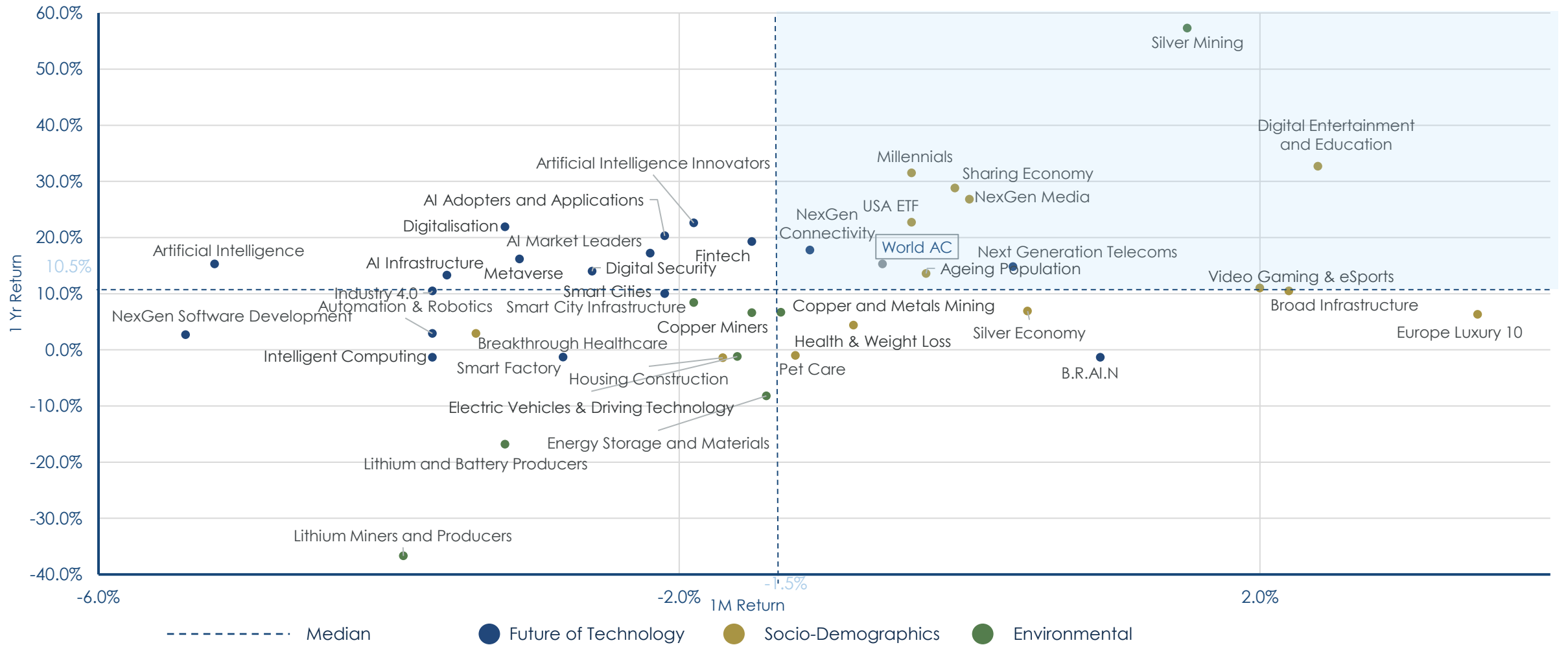
Future Technology

Technological advancements that are changing our daily lives

Socio-demographics

Changes in global demographics will bring significant challenges and opportunities for societies and businesses

STOXX Thematic Indices Performance Overview



Source: STOXX. Daily data Feb 29, 2024 to Feb 28, 2025. USD GR

STOXX Thematic Indices

Performance & Risk Characteristics

Future of Technology	Returns				Risk				Dividend Yield		Sharpe Ratio	
	1M	YTD	1Y	3Y	1M	YTD	1Y	3Y	1Y	3Y	1Y	3Y
STOXX Global AI Adopters and Applications	-2.1%	5.3%	20.3%	11.2%	11.2%	11.5%	12.0%	17.3%	1.6%	1.8%	1.7	0.6
STOXX Global AI Infrastructure	-3.6%	-0.6%	13.3%	16.8%	23.4%	24.6%	21.9%	23.5%	1.2%	2.2%	0.6	0.7
STOXX Global Artificial Intelligence	-5.2%	-1.2%	15.3%	17.3%	23.8%	26.8%	23.6%	28.5%	0.7%	1.3%	0.7	0.6
STOXX Global Artificial Intelligence Innovators	-1.9%	1.5%	22.6%	17.1%	16.3%	16.9%	16.3%	20.4%	1.2%	1.7%	1.4	0.8
STOXX Global Automation & Robotics	-3.7%	1.4%	2.9%	6.0%	18.5%	17.7%	17.7%	21.6%	0.9%	1.1%	0.2	0.3
STOXX Global Digital Security	-2.6%	2.7%	14.0%	9.3%	16.9%	15.7%	15.0%	19.6%	1.0%	1.2%	0.9	0.5
STOXX Global Digitalisation	-3.2%	3.1%	21.9%	7.9%	16.0%	15.5%	13.9%	21.4%	0.9%	0.9%	1.6	0.4
STOXX Global Fintech	-1.5%	4.6%	19.3%	8.6%	13.9%	14.3%	13.6%	20.1%	1.1%	1.3%	1.4	0.4
STOXX Global Industry 4.0	-3.7%	1.1%	10.5%	10.7%	19.6%	18.3%	18.6%	21.7%	1.3%	1.9%	0.6	0.5
STOXX Global Intelligent Computing	-3.7%	-1.2%	-1.3%	4.5%	21.6%	21.7%	17.7%	19.3%	1.2%	1.5%	-0.1	0.2
STOXX Global Metaverse	-3.1%	2.4%	16.2%	12.6%	18.8%	19.1%	18.8%	23.4%	0.8%	1.2%	0.9	0.5
STOXX Global Next Generation Telecoms	0.3%	1.8%	14.8%	6.9%	14.7%	16.7%	15.1%	16.2%	2.5%	2.8%	1.0	0.4
STOXX Global Smart Cities	-2.1%	0.7%	10.0%	5.9%	27.1%	27.1%	24.0%	27.4%	0.5%	0.8%	0.4	0.2
STOXX Global Smart Factory	-2.8%	0.2%	-1.3%	3.9%	24.6%	23.5%	23.9%	25.4%	1.1%	1.5%	-0.1	0.2
STOXX World AC AI Market Leaders	-2.2%	1.6%	17.2%	19.1%	18.7%	20.1%	18.7%	22.8%	1.2%	2.0%	0.9	0.8
STOXX World AC NexGen Connectivity	-1.1%	1.5%	17.8%	10.1%	16.2%	16.7%	15.7%	17.1%	2.1%	2.6%	1.1	0.6
STOXX World AC NexGen Software Development	-5.4%	-1.2%	2.7%	13.1%	21.7%	23.6%	22.5%	27.5%	0.5%	0.8%	0.1	0.5
iSTOXX Developed Markets B.R.AI.N	0.9%	4.6%	-1.3%	8.7%	14.8%	15.3%	15.4%	17.3%	1.2%	1.6%	-0.1	0.5
Category Average	-2.6%	1.6%	11.9%	10.5%	18.8%	19.2%	18.0%	21.7%	1.2%	1.6%	0.7	0.5

Source: STOXX, Daily data Feb 28, 2022 to Feb 29, 2025, USD GR

STOXX Thematic Indices

Performance & Risk Characteristics

Social Demographics	Returns				Risk				Dividend Yield		Sharpe Ratio	
	1M	YTD	1Y	3Y	1M	YTD	1Y	3Y	1Y	3Y	1Y	3Y
STOXX Global Ageing Population	-0.3%	6.0%	13.6%	5.6%	10.7%	10.5%	11.3%	14.9%	2.2%	2.2%	1.2	0.4
STOXX Global Breakthrough Healthcare	-3.4%	2.4%	2.9%	-1.0%	12.4%	12.1%	13.0%	18.7%	0.8%	0.6%	0.2	-0.1
STOXX Global Broad Infrastructure	2.2%	4.8%	10.5%	4.2%	7.4%	8.3%	9.0%	11.9%	3.7%	3.5%	1.2	0.4
STOXX Global Digital Entertainment and Education	2.4%	7.2%	32.7%	16.0%	17.7%	17.3%	16.1%	21.7%	0.9%	1.5%	2.0	0.7
STOXX Global Health & Weight Loss	-0.8%	3.1%	4.4%	-3.2%	10.7%	11.9%	13.4%	17.5%	1.3%	1.1%	0.3	-0.2
STOXX Global Housing Construction	-1.7%	2.4%	-1.4%	4.1%	19.8%	18.6%	19.0%	20.6%	1.4%	2.0%	-0.1	0.2
STOXX Global Millennials	-0.4%	5.5%	31.5%	15.3%	14.2%	13.7%	13.5%	22.3%	0.7%	0.8%	2.4	0.7
STOXX Global Pet Care	-1.2%	0.0%	-1.0%	0.3%	11.7%	11.9%	11.1%	13.9%	1.8%	1.8%	-0.1	0.0
STOXX Global Sharing Economy	-0.1%	7.2%	28.8%	17.7%	15.0%	15.2%	14.4%	24.2%	0.5%	0.7%	2.0	0.7
STOXX Global Silver Economy	0.4%	5.9%	6.9%	7.3%	11.4%	10.4%	13.3%	18.4%	1.3%	1.5%	0.5	0.4
STOXX Global Video Gaming & eSports	2.0%	2.5%	11.0%	12.8%	17.3%	16.7%	16.4%	20.8%	0.9%	1.3%	0.7	0.6
STOXX World AC NexGen Media	0.0%	5.5%	26.8%	19.3%	17.2%	17.3%	17.8%	24.5%	0.8%	1.2%	1.5	0.8
STOXX Europe Luxury 10	3.5%	19.1%	6.3%	11.4%	25.2%	28.7%	23.2%	28.8%	1.8%	2.1%	0.3	0.4
STOXX USA ETF Industry	-0.4%	4.4%	22.7%	9.8%	12.8%	14.5%	12.5%	19.5%	2.4%	2.7%	1.8	0.5
Category Average	0.2%	5.4%	14.0%	8.5%	14.5%	14.8%	14.6%	19.8%	1.5%	1.6%	1.0	0.4

Source: STOXX, Daily data Feb 28, 2022 to Feb 29, 2025 USD GR

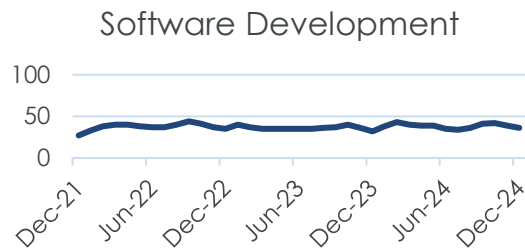
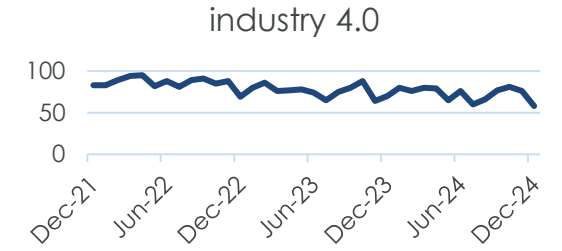
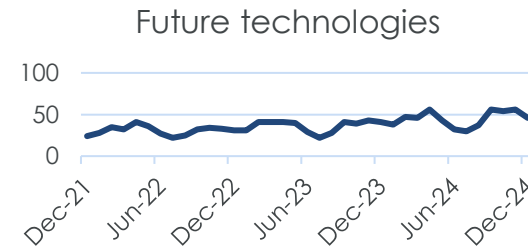
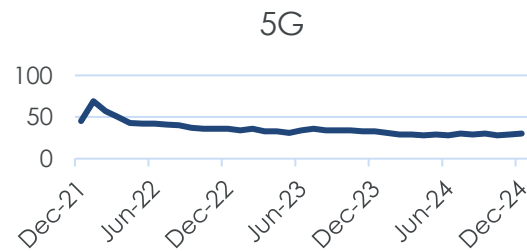
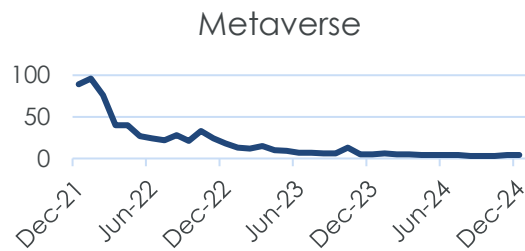
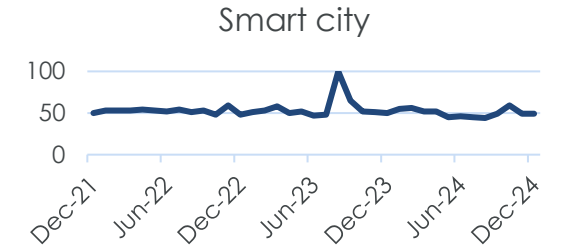
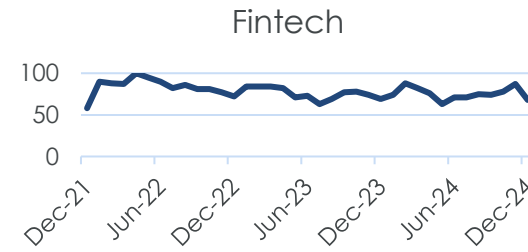
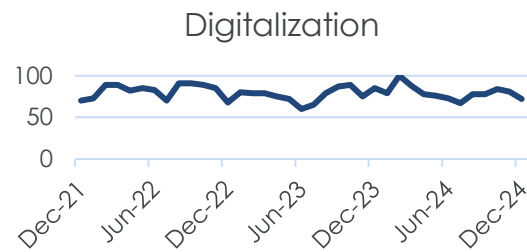
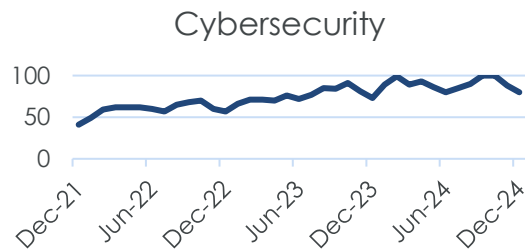
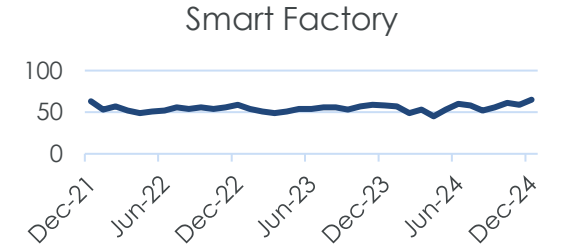
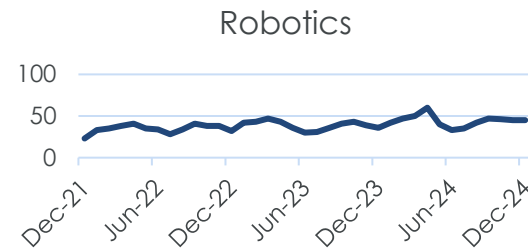
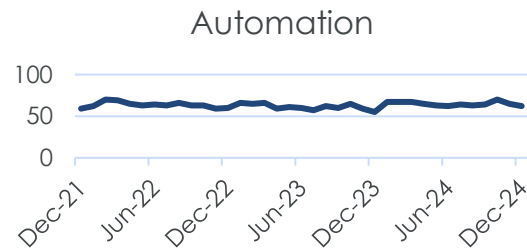
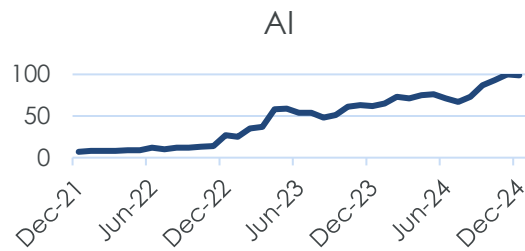
STOXX Thematic Indices

Performance & Risk Characteristics

Environmental	Returns				Risk				Dividend Yield		Sharpe Ratio	
	1M	YTD	1Y	3Y	1M	YTD	1Y	3Y	1Y	3Y	1Y	3Y
STOXX Global Copper and Metals Mining	-1.3%	-0.5%	6.7%	1.8%	26.2%	22.5%	26.7%	29.4%	2.2%	3.5%	0.3	0.1
STOXX Global Copper Miners	-1.5%	-0.7%	6.6%	-0.3%	25.9%	22.2%	26.8%	30.4%	2.5%	2.9%	0.2	0.0
STOXX Global Electric Vehicles & Driving Technology	-1.6%	-0.5%	-1.2%	0.8%	22.0%	19.3%	18.7%	20.9%	1.8%	1.7%	-0.1	0.0
STOXX Global Energy Storage and Materials	-1.4%	-0.5%	-8.2%	-9.4%	20.0%	18.0%	17.2%	20.0%	1.7%	1.4%	-0.5	-0.5
STOXX Global Lithium and Battery Producers	-3.2%	-3.0%	-16.8%	-14.3%	25.9%	21.1%	23.2%	25.6%	1.0%	0.9%	-0.7	-0.6
STOXX Global Lithium Miners and Producers	-3.9%	-1.7%	-36.7%	-29.5%	28.5%	24.8%	31.1%	33.5%	0.5%	0.3%	-1.2	-0.9
STOXX Global Silver Mining	1.5%	10.7%	57.3%	4.6%	33.0%	32.9%	35.9%	36.3%	1.7%	1.4%	1.6	0.1
STOXX Global Smart City Infrastructure	-1.9%	1.2%	8.4%	5.7%	14.6%	15.4%	13.5%	16.3%	1.6%	1.7%	0.6	0.4
Category Average	-1.7%	0.6%	2.0%	-5.1%	24.5%	22.0%	24.1%	26.5%	1.6%	1.7%	0.0	-0.2

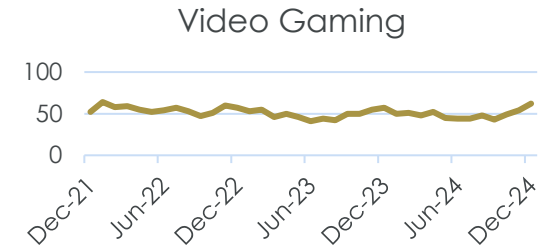
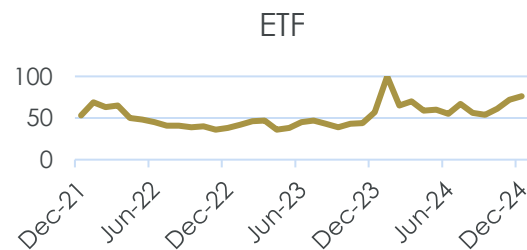
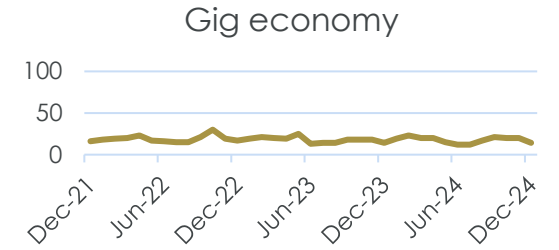
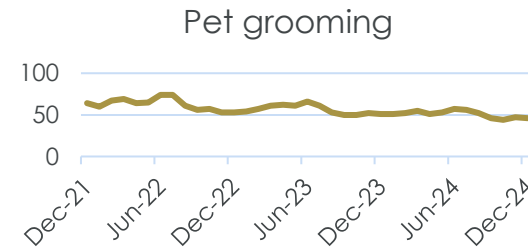
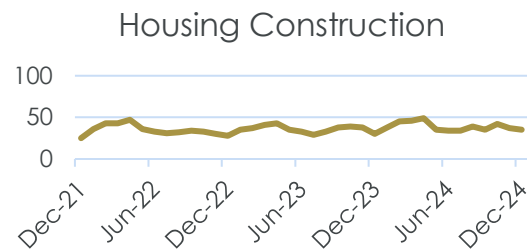
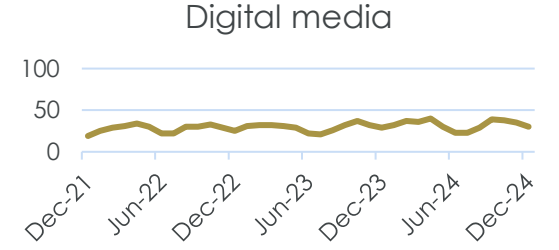
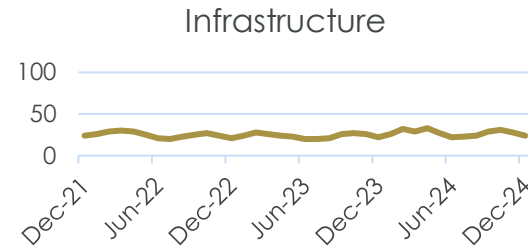
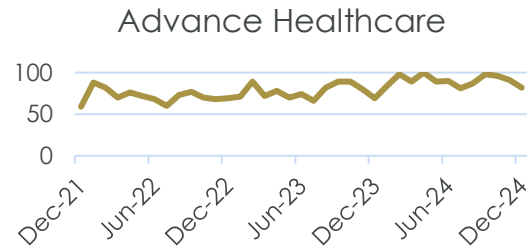
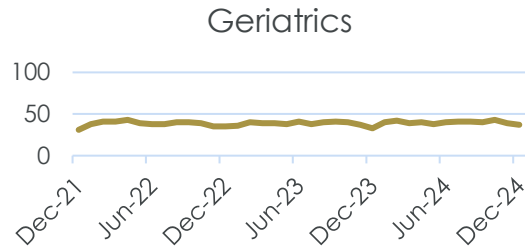
Source: STOXX, Daily data Feb 28, 2022 to Feb 29, 2025 USD GR

Google Trends: Future of Technology



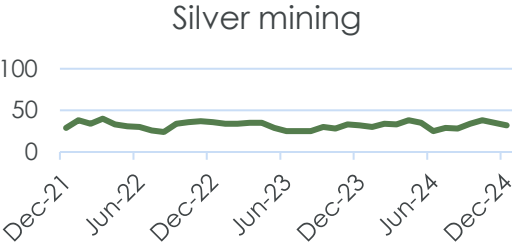
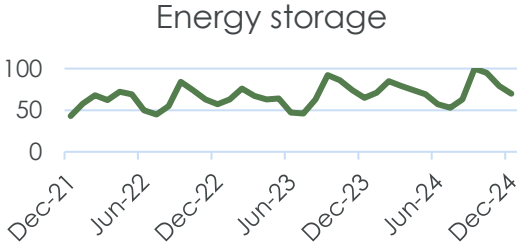
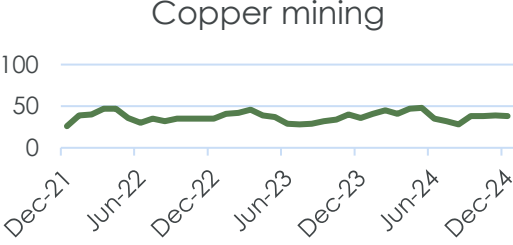
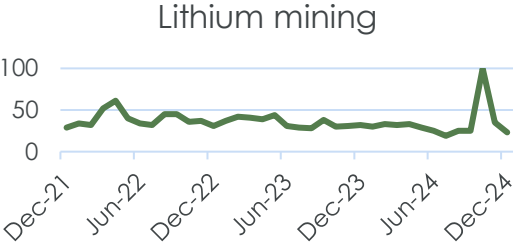
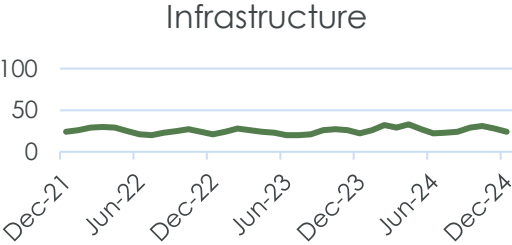
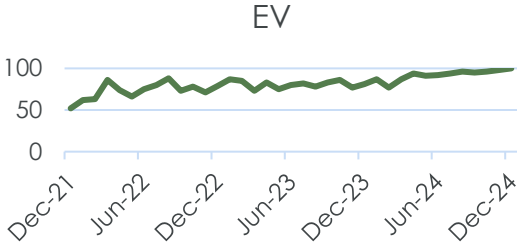
Source: Google trends, monthly data Dec 31, 2021 to Dec 31, 2024

Google Trends: Social Demographics



Source: Google trends, monthly data Dec 31, 2021 to Dec 31, 2024

Google Trends: Environmental



Source: Google trends, monthly data Dec 31, 2021 to Dec 31, 2024

STOXX Thematic Indices: Google Trend Keyword

Social Demographics

Index	Keyword
STOXX Global Ageing Population	Geriatrics
STOXX Global Breakthrough Healthcare	Advanced Healthcare
STOXX Global Broad Infrastructure	Infrastructure
STOXX Global Digital Entertainment and Education	Digital Media
STOXX Global Health & Weight Loss	Wellness
STOXX Global Housing Construction	Housing Construction
STOXX Global Millennials	Millennials
STOXX Global Pet Care	Pet Grooming
STOXX Global Sharing Economy	Gig Economy
STOXX Global Silver Economy	Geriatrics
STOXX Global Video Gaming & eSports	Video Gaming
STOXX World AC NexGen Media	Digital Media
STOXX Europe Luxury 10	Luxury Goods
STOXX USA ETF Industry	ETF

Environmental

Index	Keywords
STOXX Global Copper and Metals Mining	Copper mining
STOXX Global Copper Miners	Copper mining
STOXX Global Electric Vehicles & Driving Technology	EV
STOXX Global Energy Storage and Materials	Energy Storage
STOXX Global Lithium and Battery Producers	Lithium mining
STOXX Global Lithium Miners and Producers	Lithium mining
STOXX Global Smart City Infrastructure	Infrastructure
STOXX Global Silver Mining	Silver mining

Future of Technology

Index	Keywords
STOXX Global AI Adopters and Applications	AI
STOXX Global AI Infrastructure	AI
STOXX Global Artificial Intelligence	AI
STOXX Global Artificial Intelligence Innovators	AI
STOXX Global Automation & Robotics	Automation, Robotics
STOXX Global Digital Security	Cybersecurity
STOXX Global Digitalisation	Digitalization
STOXX Global Fintech	Fintech
STOXX Global Industry 4.0	Industry 4.0
STOXX Global Intelligent Computing	AI
STOXX Global Intelligent Computing ADTV5	AI
STOXX Global Metaverse	Metaverse
STOXX Global Next Generation Telecoms	5G
STOXX Global Smart Cities	Smart city
STOXX Global Smart Factory	Smart Factory
STOXX World AC AI Market Leaders	AI
STOXX World AC NexGen Connectivity	5G
STOXX World AC NexGen Software Development	Software Development
iSTOXX Developed Markets B.R.AI.N	Future Technologies

Themes Overview

	1Y Excess Return	1Y Volatility	1Y Dividend yield	1Y Beta	Google Trend
STOXX Global Copper and Metals Mining	-8.6%	26.7%	2.2%	1.28	-0.49
STOXX Global Copper Miners	-8.7%	26.8%	2.5%	1.28	-0.49
STOXX Global Electric Vehicles & Driving Technology	-16.5%	18.7%	1.8%	1.47	1.52
STOXX Global Energy Storage and Materials	-23.5%	17.2%	1.7%	0.96	0.74
STOXX Global Lithium and Battery Producers	-32.1%	19.6%	2.0%	1.20	1.05
STOXX Global Lithium Miners and Producers	-52.0%	31.1%	0.5%	1.33	1.05
STOXX Global Silver Mining	42.0%	35.9%	1.7%	1.53	0.10
STOXX Global Smart City Infrastructure	-6.9%	13.5%	1.6%	1.12	-0.02
STOXX Global Ageing Population	-1.7%	11.3%	2.2%	0.85	0.17
STOXX Global Breakthrough Healthcare	-12.4%	13.0%	0.8%	0.80	0.54
STOXX Global Broad Infrastructure	-4.8%	9.0%	3.7%	0.48	-0.02
STOXX Global Digital Entertainment and Education	17.4%	16.1%	0.9%	1.26	0.03
STOXX Global Health & Weight Loss	-10.9%	13.4%	1.3%	0.80	-0.30
STOXX Global Housing Construction	-16.7%	19.0%	1.4%	1.55	-0.23
STOXX Global Millennials	16.2%	13.5%	0.7%	1.10	-0.76
STOXX Global Pet Care	-16.3%	11.1%	1.8%	0.48	-0.57
STOXX Global Sharing Economy	13.5%	14.4%	0.5%	1.15	-0.07
STOXX Global Silver Economy	-8.4%	13.3%	1.3%	1.10	0.17
STOXX Global Video Gaming & eSports	-4.3%	16.4%	0.9%	1.39	0.10
STOXX World AC NexGen Media	11.5%	17.8%	0.8%	1.44	0.03
STOXX Europe Luxury 10	-9.0%	23.2%	1.8%	0.88	0.97
STOXX USA ETF Industry	7.4%	12.5%	2.4%	0.74	-0.49
STOXX Global AI Adopters and Applications	5.0%	12.0%	1.6%	1.04	2.81
STOXX Global AI Infrastructure	-2.0%	21.9%	1.2%	1.80	2.81
STOXX Global Artificial Intelligence	0.0%	23.6%	0.7%	1.89	2.81
STOXX Global Artificial Intelligence Innovators	7.3%	16.3%	1.2%	1.41	2.81
STOXX Global Automation & Robotics	-12.4%	17.7%	0.9%	1.51	0.18
STOXX Global Digital Security	-1.3%	15.0%	1.0%	1.17	0.37
STOXX Global Digitalisation	6.6%	13.9%	0.9%	1.15	-0.94
STOXX Global Fintech	4.0%	13.6%	1.1%	1.03	0.01
STOXX Global Industry 4.0	-4.8%	18.6%	1.3%	1.56	-0.62
STOXX Global Intelligent Computing	-16.6%	17.7%	1.2%	1.38	2.81
STOXX Global Metaverse	0.9%	18.8%	0.8%	1.56	-0.18
STOXX Global Next Generation Telecoms	-0.5%	15.1%	2.5%	1.23	-0.14
STOXX Global Smart Cities	-5.3%	24.0%	0.5%	1.89	-0.27
STOXX Global Smart Factory	-16.6%	23.9%	1.1%	1.88	0.70
STOXX World AC AI Market Leaders	1.9%	18.7%	1.2%	1.56	2.81
STOXX World AC NexGen Connectivity	2.5%	15.7%	2.1%	1.29	-0.14
STOXX World AC NexGen Software Development	-12.6%	22.5%	0.5%	1.84	0.09
STOXX Developed Markets B.R.A.I.N	-16.6%	15.4%	1.2%	1.24	0.70

Source: STOXX, daily data Feb 29, 2024 to Feb 28, 2025, USD GR

*vs STOXX World AC

**Google trend, is calculated as the slope of the 1-year trend scores (monthly Dec 31, 2021 to Dec 31, 2024, 2024)

Thank you!



Disclaimer

STOXX Ltd., or ISS STOXX Index GmbH and their licensors, research partners or data providers do not make any warranties or representations, express or implied, with respect to the timeliness, sequence, accuracy, completeness, currentness, merchantability, quality or fitness for any particular purpose of its index data and exclude any liability in connection therewith. STOXX Ltd., or ISS STOXX Index GmbH and their licensors, research partners or data providers are not providing investment advice through the publication of indices or in connection therewith. In particular, the inclusion of a company in an index, its weighting, or the exclusion of a company from an index, does not in any way reflect an opinion of STOXX Ltd., ISS STOXX Index GmbH or their licensors, research partners or data providers on the merits of that company. Financial instruments based on the STOXX indices, DAX indices or on any other indices administered by STOXX Ltd. are in no way sponsored, endorsed, sold or promoted by STOXX Ltd., or ISS STOXX Index GmbH or their licensors, research partners or data providers.