

# Thematics Monthly Monitor

November 2024



# STOXX Thematic Solutions Capture Megatrends Across Three Broad Categories

**Megatrends** – powerful, transformative forces that could change the global economy, business and society

## Environment

Benefit from the increasing societal awareness of environmental and sustainability issues that are impacting our quality of life



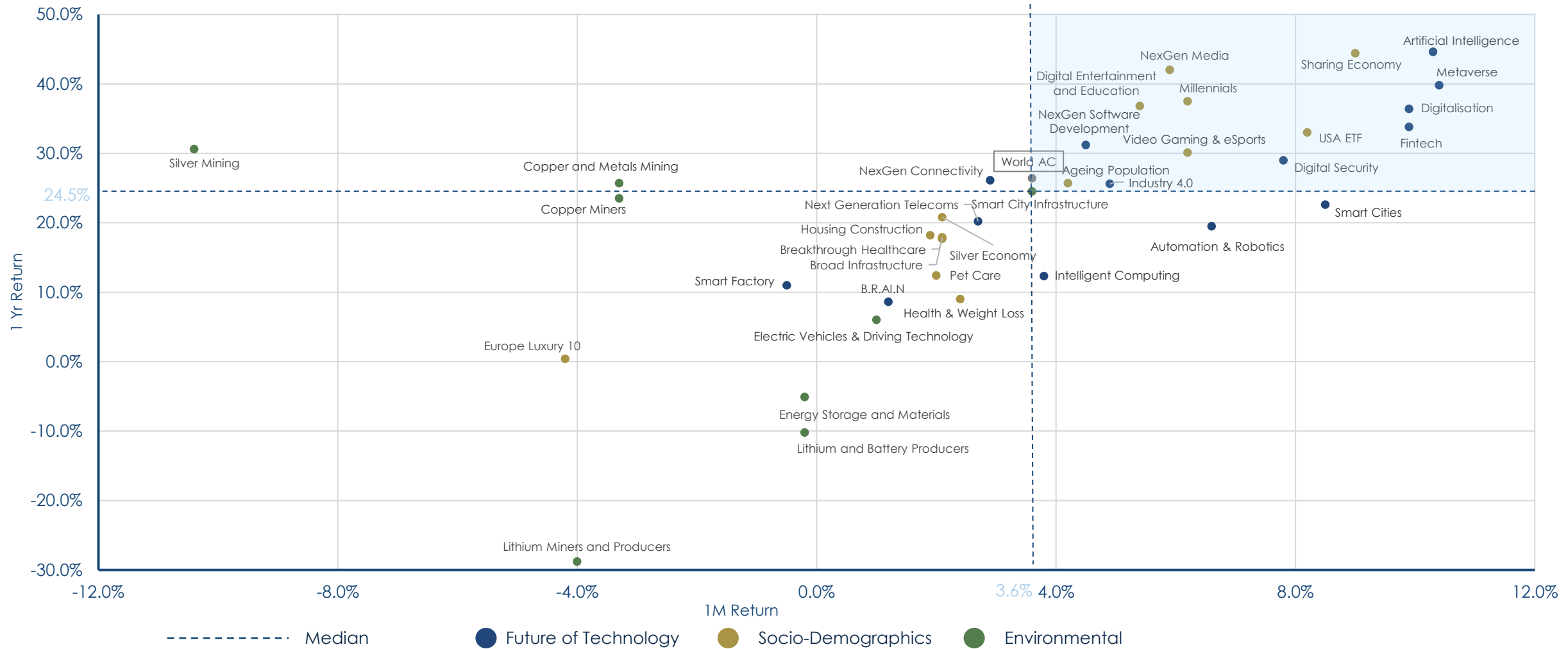
## Future Technology

Technological advancements that are changing our daily lives

## Socio-demographics

Changes in global demographics will bring significant challenges and opportunities for societies and businesses

# STOXX Thematic Indices Performance Overview



Source: STOXX, Daily data Nov 30, 2023 to Nov 29, 2024, USD GR

# STOXX Thematic Indices

## Performance & Risk Characteristics

| Future of Technology                       | Returns     |              |              |             | Risk         |              |              |              | Dividend Yield |             | Sharpe Ratio |            |
|--|-------------|--------------|--------------|-------------|--------------|--------------|--------------|--------------|----------------|-------------|--------------|------------|
|  | 1M          | YTD          | 1Y           | 3Y          | 1M           | YTD          | 1Y           | 3Y           | 1Y             | 3Y          | 1Y           | 3Y         |
| STOXX Global Artificial Intelligence       | 10.3%       | 36.7%        | 44.6%        | 12.1%       | 20.9%        | 22.5%        | 21.9%        | 29.1%        | 1.0%           | 1.2%        | 1.8          | 0.5        |
| STOXX Global Automation & Robotics         | 6.6%        | 9.2%         | 19.5%        | 0.9%        | 16.5%        | 17.6%        | 17.3%        | 22.3%        | 1.0%           | 0.9%        | 1.1          | 0.2        |
| STOXX Global Digital Security              | 7.8%        | 20.5%        | 29.0%        | 5.2%        | 17.0%        | 15.7%        | 15.4%        | 20.1%        | 1.1%           | 1.0%        | 1.8          | 0.4        |
| STOXX Global Digitalisation                | 9.9%        | 28.5%        | 36.4%        | 2.6%        | 11.0%        | 13.6%        | 13.4%        | 22.3%        | 1.0%           | 0.8%        | 2.4          | 0.2        |
| STOXX Global Fintech                       | 9.9%        | 24.6%        | 33.8%        | 4.3%        | 13.8%        | 13.4%        | 13.3%        | 20.8%        | 1.3%           | 1.1%        | 2.3          | 0.3        |
| STOXX Global Industry 4.0                  | 4.9%        | 16.6%        | 25.6%        | 6.6%        | 16.3%        | 18.5%        | 18.1%        | 22.3%        | 1.5%           | 1.7%        | 1.4          | 0.4        |
| STOXX Global Intelligent Computing         | 3.8%        | 2.9%         | 12.3%        | 1.9%        | 16.7%        | 17.5%        | 17.4%        | 19.1%        | 1.4%           | 1.4%        | 0.8          | 0.2        |
| STOXX Global Metaverse                     | 10.4%       | 28.4%        | 39.8%        | 10.7%       | 17.6%        | 18.7%        | 18.3%        | 23.7%        | 1.0%           | 1.1%        | 1.9          | 0.5        |
| STOXX Global Next Generation Telecoms      | 2.7%        | 13.5%        | 20.2%        | 5.7%        | 11.6%        | 14.1%        | 13.8%        | 16.1%        | 2.7%           | 2.7%        | 1.4          | 0.4        |
| STOXX Global Smart Cities                  | 8.5%        | 9.9%         | 22.6%        | 0.5%        | 20.9%        | 23.8%        | 23.4%        | 28.2%        | 0.7%           | 0.7%        | 1.0          | 0.2        |
| STOXX Global Smart Factory                 | -0.5%       | -0.5%        | 11.0%        | 1.2%        | 22.7%        | 23.6%        | 23.2%        | 25.7%        | 1.2%           | 1.4%        | 0.6          | 0.2        |
| STOXX World AC NexGen Connectivity         | 2.9%        | 19.0%        | 26.1%        | 7.9%        | 12.3%        | 15.1%        | 14.7%        | 17.2%        | 2.3%           | 2.5%        | 1.7          | 0.5        |
| STOXX World AC NexGen Software Development | 4.5%        | 22.2%        | 31.2%        | 8.6%        | 18.4%        | 22.5%        | 22.0%        | 28.4%        | 0.6%           | 0.7%        | 1.4          | 0.4        |
| iSTOXX Developed Markets B.R.AI.N          | 1.2%        | 1.6%         | 8.6%         | 4.7%        | 15.1%        | 14.5%        | 14.4%        | 18.2%        | 1.4%           | 1.4%        | 0.7          | 0.3        |
| <b>Category Average</b>                    | <b>5.9%</b> | <b>16.7%</b> | <b>25.8%</b> | <b>5.2%</b> | <b>16.5%</b> | <b>17.9%</b> | <b>17.6%</b> | <b>22.4%</b> | <b>1.3%</b>    | <b>1.3%</b> | <b>1.4</b>   | <b>0.3</b> |

| Environmental                                       | Returns      |             |             |              | Risk         |              |              |              | Dividend Yield |             | Sharpe Ratio |            |
|---|--------------|-------------|-------------|--------------|--------------|--------------|--------------|--------------|----------------|-------------|--------------|------------|
|   | 1M           | YTD         | 1Y          | 3Y           | 1M           | YTD          | 1Y           | 3Y           | 1Y             | 3Y          | 1Y           | 3Y         |
| STOXX Global Copper and Metals Mining               | -3.3%        | 11.5%       | 25.7%       | 13.0%        | 27.2%        | 27.0%        | 27.1%        | 29.7%        | 2.7%           | 4.9%        | 1.0          | 0.6        |
| STOXX Global Copper Miners                          | -3.3%        | 10.3%       | 23.5%       | 10.1%        | 27.5%        | 27.1%        | 27.2%        | 30.8%        | 2.9%           | 4.0%        | 0.9          | 0.5        |
| STOXX Global Electric Vehicles & Driving Technology | 1.0%         | -2.1%       | 6.0%        | -2.4%        | 14.9%        | 18.3%        | 18.1%        | 21.1%        | 2.0%           | 1.5%        | 0.4          | 0.0        |
| STOXX Global Energy Storage and Materials           | -0.2%        | -9.1%       | -5.1%       | -11.4%       | 18.3%        | 17.0%        | 16.8%        | 20.5%        | 1.8%           | 1.3%        | -0.2         | -0.5       |
| STOXX Global Lithium and Battery Producers          | -0.2%        | -15.7%      | -10.2%      | -16.1%       | 21.6%        | 23.2%        | 23.2%        | 26.4%        | 1.1%           | 0.8%        | -0.4         | -0.5       |
| STOXX Global Lithium Miners and Producers           | -4.0%        | -35.8%      | -28.8%      | -28.5%       | 30.7%        | 33.0%        | 33.1%        | 34.0%        | 0.6%           | 0.3%        | -0.9         | -0.8       |
| STOXX Global Silver Mining                          | -10.4%       | 28.9%       | 30.6%       | 5.3%         | 28.9%        | 35.9%        | 35.7%        | 36.3%        | 1.4%           | 1.5%        | 0.9          | 0.3        |
| STOXX Global Smart City Infrastructure              | 3.6%         | 14.9%       | 24.5%       | 4.2%         | 13.2%        | 13.4%        | 13.4%        | 16.5%        | 1.8%           | 1.7%        | 1.7          | 0.3        |
| <b>Category Average</b>                             | <b>-2.1%</b> | <b>0.4%</b> | <b>8.3%</b> | <b>-3.2%</b> | <b>22.8%</b> | <b>24.4%</b> | <b>24.3%</b> | <b>26.9%</b> | <b>1.8%</b>    | <b>2.0%</b> | <b>0.4</b>   | <b>0.0</b> |

Source: STOXX, Daily data Nov 30, 2021 to Nov 29, 2024, 2024, USD GR

# STOXX Thematic Indices

## Performance & Risk Characteristics

| Social Demographics                              | Returns     |              |              |             | Risk         |              |              |              | Dividend Yield |             | Sharpe Ratio |            |
|--|-------------|--------------|--------------|-------------|--------------|--------------|--------------|--------------|----------------|-------------|--------------|------------|
|  | 1M          | YTD          | 1Y           | 3Y          | 1M           | YTD          | 1Y           | 3Y           | 1Y             | 3Y          | 1Y           | 3Y         |
| STOXX Global Ageing Population                   | 4.2%        | 16.0%        | 25.7%        | 4.8%        | 12.2%        | 11.4%        | 11.6%        | 15.3%        | 2.5%           | 2.1%        | 2.0          | 0.4        |
| STOXX Global Breakthrough Healthcare             | 2.1%        | 6.6%         | 17.7%        | -4.9%       | 17.8%        | 13.4%        | 14.0%        | 19.7%        | 0.9%           | 0.5%        | 1.2          | -0.2       |
| STOXX Global Broad Infrastructure                | 2.1%        | 12.6%        | 17.9%        | 5.5%        | 7.0%         | 8.9%         | 8.9%         | 12.1%        | 4.1%           | 3.6%        | 1.9          | 0.5        |
| STOXX Global Digital Entertainment and Education | 5.4%        | 29.4%        | 36.8%        | 7.8%        | 12.6%        | 16.3%        | 16.0%        | 22.8%        | 1.0%           | 1.2%        | 2.1          | 0.4        |
| STOXX Global Health & Weight Loss                | 2.4%        | 4.7%         | 9.0%         | -7.2%       | 14.6%        | 13.9%        | 13.9%        | 18.2%        | 1.3%           | 0.9%        | 0.7          | -0.3       |
| STOXX Global Housing Construction                | 1.9%        | 7.0%         | 18.2%        | 3.8%        | 17.9%        | 18.7%        | 18.6%        | 20.9%        | 1.7%           | 2.0%        | 1.0          | 0.3        |
| STOXX Global Millennials                         | 6.2%        | 31.4%        | 37.5%        | 7.0%        | 10.6%        | 14.0%        | 13.7%        | 23.3%        | 0.7%           | 0.6%        | 2.4          | 0.4        |
| STOXX Global Pet Care                            | 2.0%        | 2.5%         | 12.4%        | -0.2%       | 10.0%        | 10.8%        | 11.0%        | 14.0%        | 2.1%           | 1.7%        | 1.1          | 0.1        |
| STOXX Global Sharing Economy                     | 9.0%        | 37.1%        | 44.4%        | 10.2%       | 12.3%        | 14.6%        | 14.4%        | 25.2%        | 0.6%           | 0.6%        | 2.7          | 0.5        |
| STOXX Global Silver Economy                      | 2.1%        | 12.7%        | 20.8%        | 6.1%        | 13.3%        | 13.3%        | 13.2%        | 19.2%        | 1.4%           | 1.4%        | 1.5          | 0.4        |
| STOXX Global Video Gaming & eSports              | 6.2%        | 24.2%        | 30.1%        | 9.2%        | 12.4%        | 17.0%        | 16.7%        | 21.3%        | 1.1%           | 1.2%        | 1.7          | 0.5        |
| STOXX World AC NexGen Media                      | 5.9%        | 35.3%        | 42.0%        | 10.1%       | 15.2%        | 18.4%        | 18.0%        | 25.7%        | 0.9%           | 0.9%        | 2.1          | 0.5        |
| STOXX Europe Luxury 10                           | -4.2%       | -3.2%        | 0.4%         | -1.1%       | 27.2%        | 23.0%        | 22.6%        | 29.3%        | 1.8%           | 1.5%        | 0.1          | 0.1        |
| STOXX USA ETF Industry                           | 8.2%        | 23.2%        | 33.0%        | 6.6%        | 9.5%         | 12.3%        | 12.6%        | 20.0%        | 2.7%           | 2.3%        | 2.3          | 0.4        |
| <b>Category Average</b>                          | <b>3.8%</b> | <b>17.1%</b> | <b>24.7%</b> | <b>4.1%</b> | <b>13.8%</b> | <b>14.7%</b> | <b>14.7%</b> | <b>20.5%</b> | <b>1.6%</b>    | <b>1.5%</b> | <b>1.6</b>   | <b>0.3</b> |

Source: STOXX, Daily data Nov 30, 2021 to Nov 29, 2024, 2024, USD  
GR

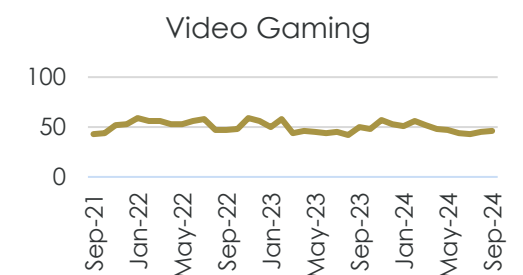
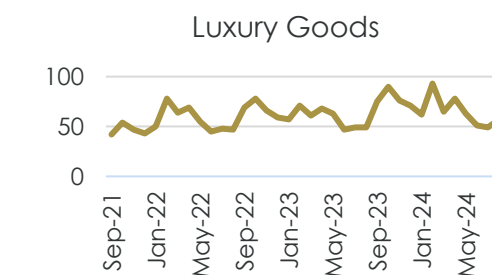
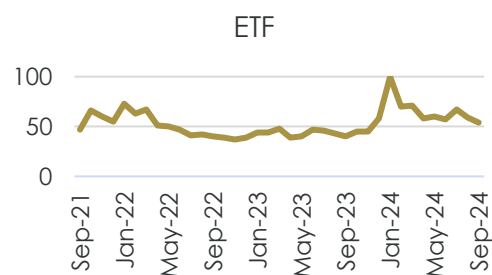
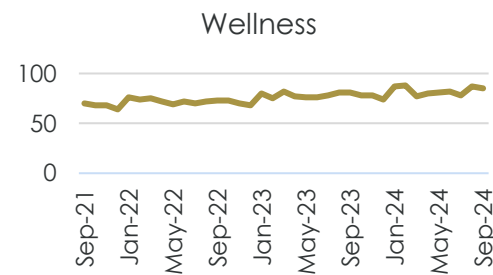
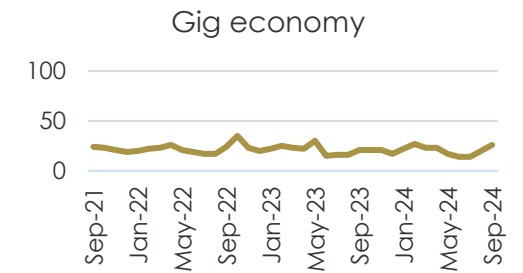
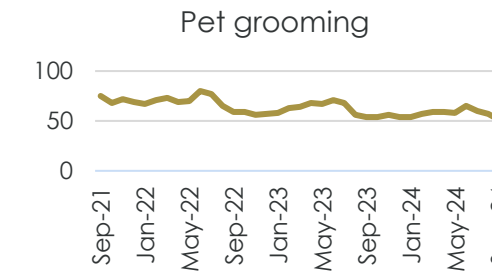
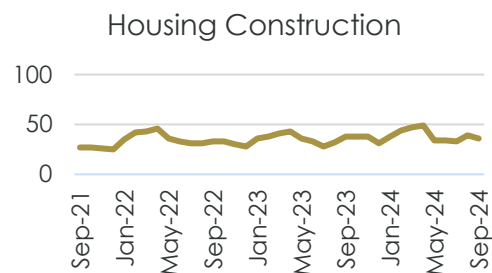
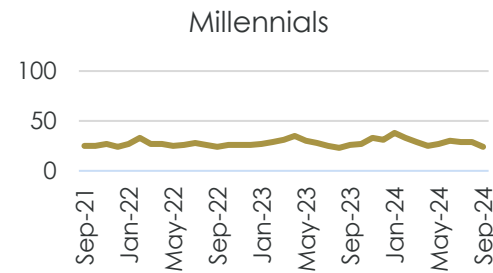
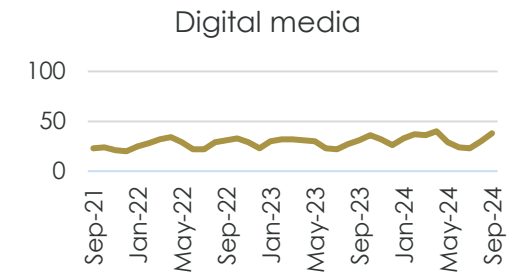
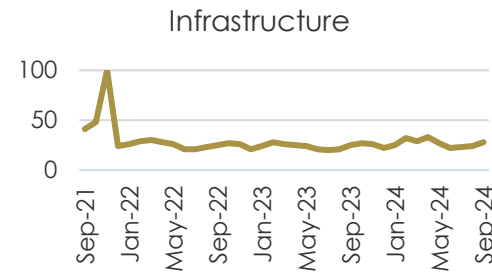
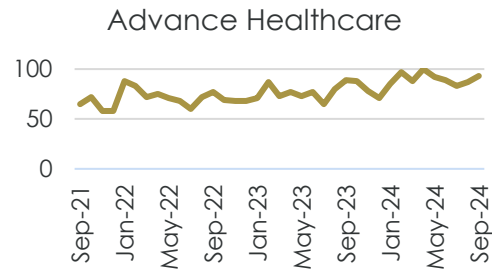
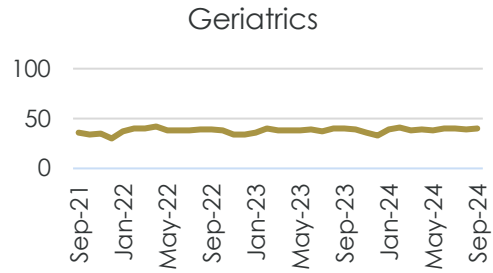
# STOXX Thematic Indices

## Correlations

|  | AI   | A&R  | BH   | BI   | C&M<br>M | CM   | DE&E | DS   | DIGI | EV&<br>DT | ES&<br>M | FIN  | H&W<br>L | HC   | I4.0 | IC   | L&BP | LM&<br>P | META | MIL  | NGT  | PC   | SE   | SILV | SILM | SC   | SCI  | SF  | VG&<br>E | NC   | NM  | NSD | LUX  | US<br>ETF | B.R.A<br>I.N |     |  |  |
|--|------|------|------|------|----------|------|------|------|------|-----------|----------|------|----------|------|------|------|------|----------|------|------|------|------|------|------|------|------|------|-----|----------|------|-----|-----|------|-----------|--------------|-----|--|--|
| Ageing Population [AP]                         | 1.0  |      |      |      |          |      |      |      |      |           |          |      |          |      |      |      |      |          |      |      |      |      |      |      |      |      |      |     |          |      |     |     |      |           |              |     |  |  |
| Artificial Intelligence [AI]                   | -0.5 | 1.0  |      |      |          |      |      |      |      |           |          |      |          |      |      |      |      |          |      |      |      |      |      |      |      |      |      |     |          |      |     |     |      |           |              |     |  |  |
| Automation & Robotics [A&R]                    | -0.2 | 0.8  | 1.0  |      |          |      |      |      |      |           |          |      |          |      |      |      |      |          |      |      |      |      |      |      |      |      |      |     |          |      |     |     |      |           |              |     |  |  |
| Breakthrough Healthcare [BH]                   | 0.6  | -0.1 | 0.2  | 1.0  |          |      |      |      |      |           |          |      |          |      |      |      |      |          |      |      |      |      |      |      |      |      |      |     |          |      |     |     |      |           |              |     |  |  |
| Broad Infrastructure [BI]                      | 0.4  | -0.7 | -0.6 | 0.1  | 1.0      |      |      |      |      |           |          |      |          |      |      |      |      |          |      |      |      |      |      |      |      |      |      |     |          |      |     |     |      |           |              |     |  |  |
| Copper and Metals Mining [C&MM]                | 0.2  | -0.2 | -0.2 | -0.1 | 0.2      | 1.0  |      |      |      |           |          |      |          |      |      |      |      |          |      |      |      |      |      |      |      |      |      |     |          |      |     |     |      |           |              |     |  |  |
| Copper Miners [CM]                             | 0.2  | -0.1 | -0.2 | -0.1 | 0.2      | 1.0  | 1.0  |      |      |           |          |      |          |      |      |      |      |          |      |      |      |      |      |      |      |      |      |     |          |      |     |     |      |           |              |     |  |  |
| Digital Entertainment and Education [DE&E]     | -0.4 | 0.7  | 0.7  | 0.1  | -0.6     | -0.2 | -0.2 | 1.0  |      |           |          |      |          |      |      |      |      |          |      |      |      |      |      |      |      |      |      |     |          |      |     |     |      |           |              |     |  |  |
| Digital Security [DS]                          | 0.0  | 0.5  | 0.6  | 0.3  | -0.4     | -0.5 | -0.5 | 0.5  | 1.0  |           |          |      |          |      |      |      |      |          |      |      |      |      |      |      |      |      |      |     |          |      |     |     |      |           |              |     |  |  |
| Digitalisation [DIGI]                          | 0.0  | 0.5  | 0.6  | 0.3  | -0.5     | -0.2 | -0.1 | 0.6  | 0.5  | 1.0       |          |      |          |      |      |      |      |          |      |      |      |      |      |      |      |      |      |     |          |      |     |     |      |           |              |     |  |  |
| Electric Vehicles & Driving Technology [EV&DT] | -0.1 | 0.5  | 0.6  | 0.0  | -0.4     | 0.2  | 0.2  | 0.4  | 0.1  | 0.3       | 1.0      |      |          |      |      |      |      |          |      |      |      |      |      |      |      |      |      |     |          |      |     |     |      |           |              |     |  |  |
| Energy Storage and Materials [ES&M]            | 0.1  | 0.2  | 0.3  | 0.1  | 0.0      | 0.4  | 0.4  | 0.1  | -0.1 | 0.3       | 0.7      | 1.0  |          |      |      |      |      |          |      |      |      |      |      |      |      |      |      |     |          |      |     |     |      |           |              |     |  |  |
| Fintech [FIN]                                  | 0.2  | 0.2  | 0.4  | 0.3  | -0.2     | -0.3 | -0.2 | 0.3  | 0.3  | 0.8       | 0.2      | 0.2  | 1.0      |      |      |      |      |          |      |      |      |      |      |      |      |      |      |     |          |      |     |     |      |           |              |     |  |  |
| Health & Weight Loss [H&WL]                    | 0.1  | -0.1 | 0.0  | 0.3  | 0.1      | 0.4  | 0.3  | -0.1 | -0.3 | 0.1       | 0.0      | 0.2  | 0.1      | 1.0  |      |      |      |          |      |      |      |      |      |      |      |      |      |     |          |      |     |     |      |           |              |     |  |  |
| Housing Construction [HC]                      | -0.1 | 0.4  | 0.6  | 0.1  | -0.3     | 0.2  | 0.2  | 0.3  | 0.0  | 0.2       | 0.7      | 0.5  | 0.1      | 0.1  | 1.0  |      |      |          |      |      |      |      |      |      |      |      |      |     |          |      |     |     |      |           |              |     |  |  |
| Industry 4.0 [I4.0]                            | -0.4 | 0.8  | 0.9  | 0.1  | -0.6     | -0.3 | -0.3 | 0.8  | 0.7  | 0.5       | 0.4      | 0.1  | 0.2      | -0.2 | 0.4  | 1.0  |      |          |      |      |      |      |      |      |      |      |      |     |          |      |     |     |      |           |              |     |  |  |
| Intelligent Computing [IC]                     | -0.1 | 0.6  | 0.8  | 0.2  | -0.5     | 0.1  | 0.1  | 0.6  | 0.3  | 0.5       | 0.7      | 0.4  | 0.4      | 0.1  | 0.6  | 0.6  | 1.0  |          |      |      |      |      |      |      |      |      |      |     |          |      |     |     |      |           |              |     |  |  |
| Lithium and Battery Producers [L&BP]           | 0.0  | 0.3  | 0.3  | 0.1  | -0.1     | 0.3  | 0.3  | 0.2  | 0.1  | 0.2       | 0.6      | 0.7  | 0.1      | 0.0  | 0.4  | 0.2  | 0.4  | 1.0      |      |      |      |      |      |      |      |      |      |     |          |      |     |     |      |           |              |     |  |  |
| Lithium Miners and Producers [LM&P]            | 0.1  | 0.2  | 0.2  | 0.1  | 0.0      | 0.3  | 0.3  | 0.1  | 0.0  | 0.1       | 0.5      | 0.6  | 0.0      | 0.0  | 0.3  | 0.0  | 0.3  | 0.9      | 1.0  |      |      |      |      |      |      |      |      |     |          |      |     |     |      |           |              |     |  |  |
| Metaverse [META]                               | -0.4 | 0.8  | 0.7  | 0.0  | -0.6     | -0.2 | -0.2 | 0.8  | 0.5  | 0.6       | 0.4      | 0.1  | 0.5      | -0.1 | 0.3  | 0.8  | 0.6  | 0.1      | 0.1  | 1.0  |      |      |      |      |      |      |      |     |          |      |     |     |      |           |              |     |  |  |
| Millennials [MIL]                              | -0.3 | 0.7  | 0.5  | 0.0  | -0.6     | -0.1 | -0.1 | 0.7  | 0.2  | 0.7       | 0.3      | 0.2  | 0.5      | 0.2  | 0.3  | 0.5  | 0.3  | 0.2      | 0.1  | 0.7  | 1.0  |      |      |      |      |      |      |     |          |      |     |     |      |           |              |     |  |  |
| Next Generation Telecoms [NGT]                 | -0.4 | 0.4  | 0.4  | -0.2 | 0.0      | -0.2 | -0.2 | 0.4  | 0.2  | -0.1      | 0.2      | -0.1 | -0.2     | -0.3 | 0.3  | 0.6  | 0.2  | 0.1      | 0.0  | 0.3  | 0.0  | 1.0  |      |      |      |      |      |     |          |      |     |     |      |           |              |     |  |  |
| Pet Care [PC]                                  | 0.5  | -0.5 | -0.3 | 0.4  | 0.5      | 0.1  | 0.1  | -0.3 | -0.2 | -0.2      | -0.1     | -0.1 | -0.1     | 0.4  | -0.1 | -0.4 | -0.2 | -0.1     | 0.0  | -0.4 | -0.3 | -0.1 | 1.0  |      |      |      |      |     |          |      |     |     |      |           |              |     |  |  |
| Sharing Economy [SE]                           | -0.1 | 0.5  | 0.5  | 0.0  | -0.5     | -0.2 | -0.1 | 0.5  | 0.2  | 0.8       | 0.3      | 0.3  | 0.8      | 0.1  | 0.2  | 0.3  | 0.4  | 0.1      | 0.1  | 0.6  | 0.8  | -0.2 | -0.3 | 1.0  |      |      |      |     |          |      |     |     |      |           |              |     |  |  |
| Silver Economy [SILV]                          | -0.1 | 0.4  | 0.4  | 0.1  | -0.4     | 0.2  | 0.2  | 0.4  | 0.1  | 0.3       | 0.3      | 0.1  | 0.1      | 0.1  | 0.4  | 0.4  | 0.4  | 0.1      | 0.1  | 0.4  | 0.4  | 0.1  | 0.0  | 0.3  | 1.0  |      |      |     |          |      |     |     |      |           |              |     |  |  |
| Silver Mining [SILM]                           | 0.0  | -0.1 | -0.2 | 0.1  | 0.3      | 0.6  | 0.6  | 0.0  | -0.4 | -0.1      | 0.0      | 0.3  | -0.2     | 0.3  | 0.2  | -0.2 | -0.1 | 0.1      | 0.1  | -0.2 | 0.0  | 0.0  | -0.1 | -0.2 | 0.1  | 1.0  |      |     |          |      |     |     |      |           |              |     |  |  |
| Smart Cities [SC]                              | -0.1 | 0.7  | 0.7  | 0.2  | -0.5     | -0.1 | -0.1 | 0.6  | 0.6  | 0.5       | 0.6      | 0.3  | 0.3      | -0.1 | 0.4  | 0.7  | 0.6  | 0.5      | 0.4  | 0.7  | 0.5  | 0.2  | -0.3 | 0.3  | 0.3  | -0.1 | 1.0  |     |          |      |     |     |      |           |              |     |  |  |
| Smart City Infrastructure [SCI]                | 0.3  | 0.3  | 0.7  | 0.6  | -0.2     | 0.0  | 0.0  | 0.3  | 0.4  | 0.4       | 0.5      | 0.3  | 0.3      | 0.1  | 0.7  | 0.4  | 0.5  | 0.3      | 0.3  | 0.3  | 0.2  | 0.0  | 0.1  | 0.3  | 0.4  | 0.1  | 0.5  | 1.0 |          |      |     |     |      |           |              |     |  |  |
| Smart Factory [SF]                             | -0.4 | 0.6  | 0.8  | 0.0  | -0.5     | 0.1  | 0.1  | 0.6  | 0.2  | 0.2       | 0.7      | 0.4  | 0.0      | 0.0  | 0.8  | 0.7  | 0.7  | 0.4      | 0.3  | 0.5  | 0.4  | 0.5  | -0.3 | 0.2  | 0.5  | 0.0  | 0.6  | 0.5 | 1.0      |      |     |     |      |           |              |     |  |  |
| Video Gaming & eSports [VG&E]                  | -0.6 | 0.8  | 0.6  | -0.2 | -0.5     | -0.2 | -0.2 | 0.7  | 0.3  | 0.4       | 0.4      | 0.2  | 0.1      | -0.1 | 0.4  | 0.7  | 0.5  | 0.3      | 0.1  | 0.8  | 0.6  | 0.5  | -0.4 | 0.4  | 0.3  | -0.1 | 0.5  | 0.1 | 0.6      | 1.0  |     |     |      |           |              |     |  |  |
| NexGen Connectivity [NC]                       | -0.6 | 0.6  | 0.6  | -0.2 | -0.3     | -0.3 | -0.3 | 0.6  | 0.4  | 0.2       | 0.2      | -0.1 | -0.1     | -0.3 | 0.2  | 0.8  | 0.3  | 0.1      | 0.0  | 0.6  | 0.3  | 0.9  | -0.3 | 0.0  | 0.2  | -0.2 | 0.4  | 0.0 | 0.6      | 0.6  | 1.0 |     |      |           |              |     |  |  |
| NexGen Media [NM]                              | -0.6 | 0.9  | 0.7  | -0.2 | -0.6     | -0.2 | -0.2 | 0.8  | 0.3  | 0.5       | 0.4      | 0.1  | 0.2      | 0.0  | 0.4  | 0.7  | 0.5  | 0.2      | 0.0  | 0.8  | 0.8  | 0.4  | -0.4 | 0.5  | 0.3  | -0.1 | 0.6  | 0.1 | 0.6      | 0.9  | 0.6 | 1.0 |      |           |              |     |  |  |
| NexGen Software Development [NSD]              | -0.6 | 0.9  | 0.8  | -0.1 | -0.7     | -0.2 | -0.1 | 0.8  | 0.3  | 0.4       | 0.5      | 0.2  | 0.1      | -0.1 | 0.5  | 0.8  | 0.6  | 0.2      | 0.1  | 0.8  | 0.7  | 0.4  | -0.4 | 0.4  | 0.4  | -0.1 | 0.6  | 0.2 | 0.8      | 0.9  | 0.7 | 0.9 | 1.0  |           |              |     |  |  |
| Europe Luxury 10 [LUX]                         | -0.3 | 0.2  | 0.2  | 0.0  | -0.2     | 0.1  | 0.1  | 0.1  | -0.3 | 0.1       | 0.3      | 0.3  | 0.0      | 0.5  | 0.4  | 0.1  | 0.2  | 0.2      | 0.1  | 0.0  | 0.3  | -0.1 | 0.2  | 0.2  | 0.3  | 0.0  | -0.1 | 0.1 | 0.3      | 0.3  | 0.0 | 0.3 | 0.3  | 0.0       | 0.3          | 1.0 |  |  |
| USA ETF [US ETF]                               | 0.5  | 0.1  | 0.4  | 0.5  | -0.1     | -0.1 | -0.1 | 0.2  | 0.3  | 0.6       | 0.1      | 0.2  | 0.7      | 0.0  | 0.2  | 0.2  | 0.3  | 0.2      | 0.1  | 0.2  | 0.2  | -0.1 | -0.1 | 0.4  | 0.1  | -0.1 | 0.3  | 0.4 | 0.1      | -0.1 | 0.0 | 0.0 | -0.1 | -0.1      | 1.0          |     |  |  |
| B.R.A.I.N [B.R.A.I.N]                          | -0.3 | 0.3  | 0.4  | 0.3  | -0.1     | -0.2 | -0.2 | 0.3  | 0.4  | -0.1      | 0.0      | -0.1 | -0.2     | 0.0  | 0.2  | 0.5  | 0.1  | 0.0      | 0.0  | 0.2  | 0.0  | 0.4  | 0.0  | -0.2 | 0.3  | 0.0  | 0.2  | 0.2 | 0.4      | 0.3  | 0.4 | 0.3 | 0.4  | 0.1       | -0.1         | 1.0 |  |  |

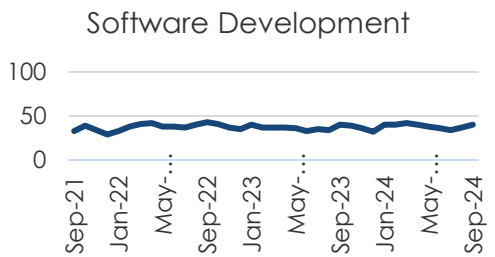
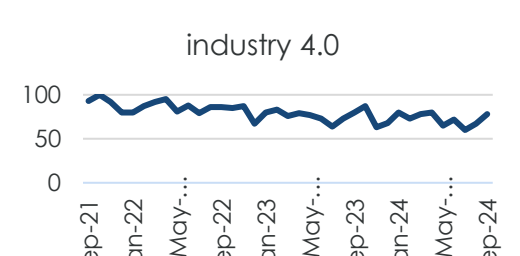
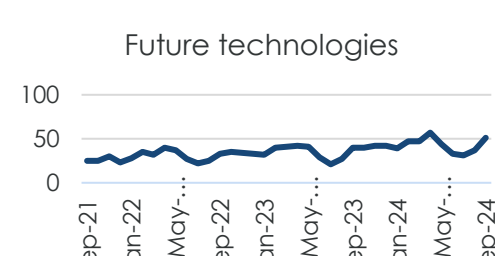
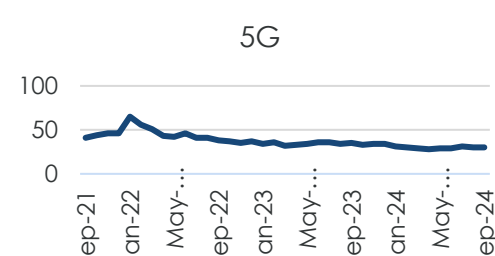
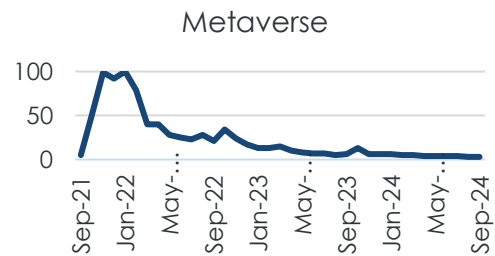
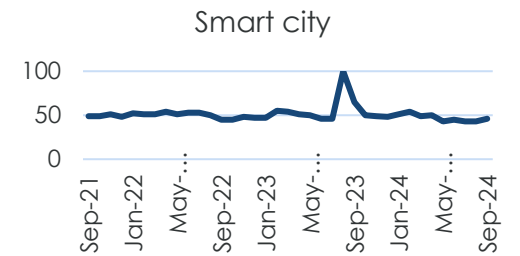
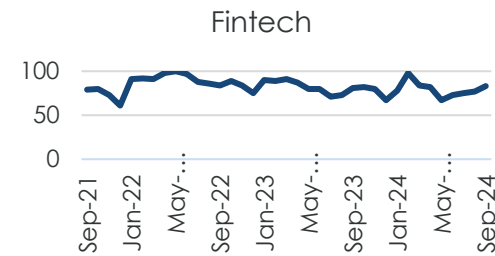
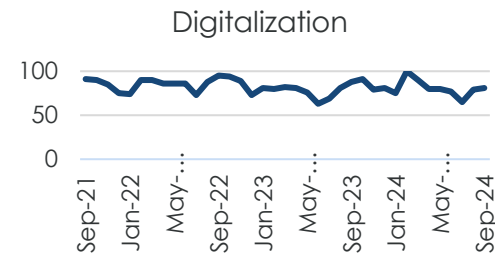
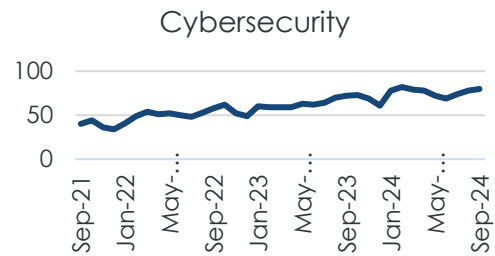
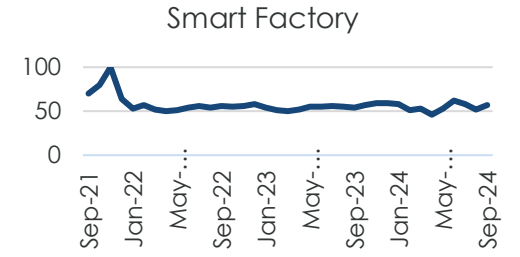
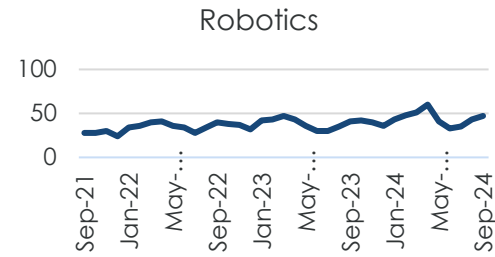
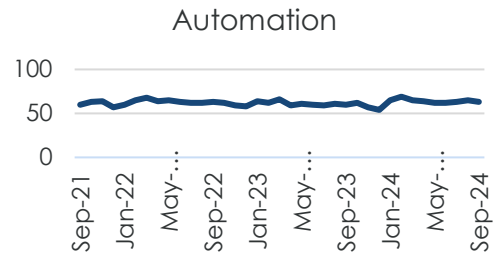
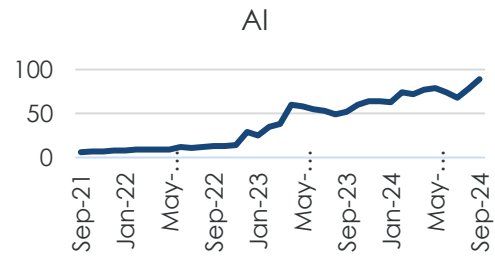
Source: STOXX, Monthly data Nov 30, 2023 to Nov 29, 2024, Excess Returns to STOXX World AC USD GR

# Google Trends: Social Demographics



Source: Google trends, monthly data Sep 30, 2021 to Sep 30, 2024

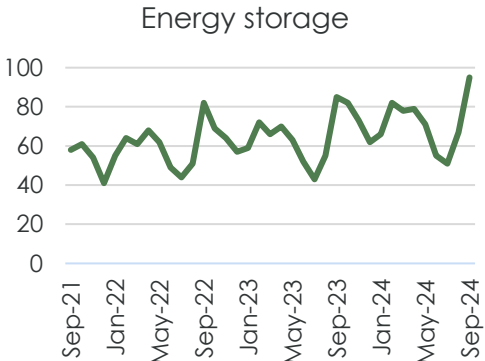
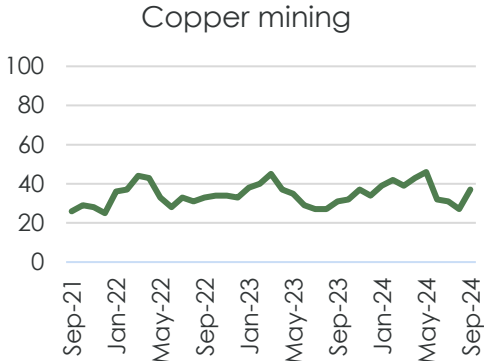
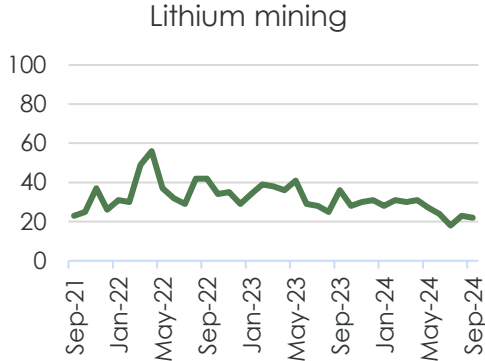
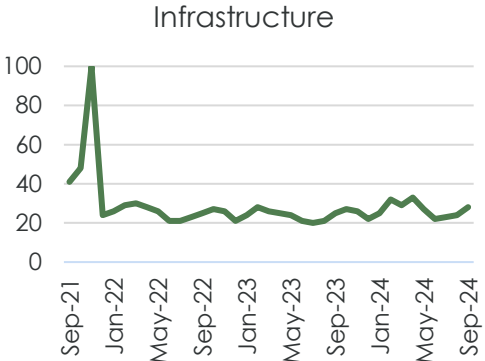
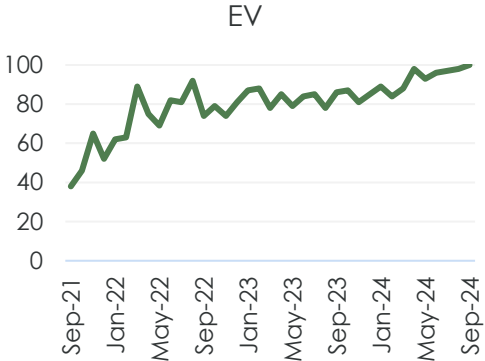
# Google Trends: Future of Technology



Source: Google trends, monthly data Sep 30, 2021 to Sep 30, 2024



# Google Trends: Environmental



Source: Google trends, monthly data Sep 30, 2021 to Sep 30, 2024

# STOXX Thematic Indices: Google Trend Keyword

## Social Demographics

| Index  | Keyword              |
|--|----------------------|
| <a href="#">STOXX Global Ageing Population</a>                   | Geriatrics           |
| <a href="#">STOXX Global Breakthrough Healthcare</a>             | Advanced Healthcare  |
| <a href="#">STOXX Global Broad Infrastructure</a>                | Infrastructure       |
| <a href="#">STOXX Global Digital Entertainment and Education</a> | Digital Media        |
| <a href="#">STOXX Global Health &amp; Weight Loss</a>            | Wellness             |
| <a href="#">STOXX Global Housing Construction</a>                | Housing Construction |
| <a href="#">STOXX Global Millennials</a>                         | Millennials          |
| <a href="#">STOXX Global Pet Care</a>                            | Pet Grooming         |
| <a href="#">STOXX Global Sharing Economy</a>                     | Gig Economy          |
| <a href="#">STOXX Global Silver Economy</a>                      | Geriatrics           |
| <a href="#">STOXX Global Video Gaming &amp; eSports</a>          | Video Gaming         |
| <a href="#">STOXX World AC NexGen Media</a>                      | Digital Media        |
| <a href="#">STOXX Europe Luxury 10</a>                           | Luxury Goods         |
| <a href="#">STOXX USA ETF Industry</a>                           | ETF                  |

## Environmental

| Index   | Keywords       |
|---|----------------|
| <a href="#">STOXX Global Copper and Metals Mining</a>                   | Copper mining  |
| <a href="#">STOXX Global Copper Miners</a>                              | Copper mining  |
| <a href="#">STOXX Global Electric Vehicles &amp; Driving Technology</a> | EV             |
| <a href="#">STOXX Global Energy Storage and Materials</a>               | Energy Storage |
| <a href="#">STOXX Global Lithium and Battery Producers</a>              | Lithium mining |
| <a href="#">STOXX Global Lithium Miners and Producers</a>               | Lithium mining |
| <a href="#">STOXX Global Smart City Infrastructure</a>                  | Infrastructure |
| <a href="#">STOXX Global Silver Mining</a>                              | Silver mining  |

## Future of Technology

| Index  | Keywords             |
|--|----------------------|
| <a href="#">STOXX Global Artificial Intelligence</a>       | AI                   |
| <a href="#">STOXX Global Automation &amp; Robotics</a>     | Automation, Robotics |
| <a href="#">STOXX Global Digital Security</a>              | Cybersecurity        |
| <a href="#">STOXX Global Digitalisation</a>                | Digitalization       |
| <a href="#">STOXX Global Fintech</a>                       | Fintech              |
| <a href="#">STOXX Global Industry 4.0</a>                  | Industry 4.0         |
| <a href="#">STOXX Global Intelligent Computing</a>         | AI                   |
| <a href="#">STOXX Global Intelligent Computing ADTV5</a>   | AI                   |
| <a href="#">STOXX Global Metaverse</a>                     | Metaverse            |
| <a href="#">STOXX Global Next Generation Telecoms</a>      | 5G                   |
| <a href="#">STOXX Global Smart Cities</a>                  | Smart city           |
| <a href="#">STOXX Global Smart Factory</a>                 | Smart Factory        |
| <a href="#">STOXX World AC NexGen Connectivity</a>         | 5G                   |
| <a href="#">STOXX World AC NexGen Software Development</a> | Software Development |
| <a href="#">iSTOXX Developed Markets B.R.AI.N</a>          | Future Technologies  |

# Themes Overview

|   | 1Y Excess Return* | 1Y Volatility | 1Y Dividend yield | 1Y Beta | Google Trend** |
|---|-------------------|---------------|-------------------|---------|----------------|
| STOXX Global Copper and Metals Mining               | -0.7%             | 27.1%         | 2.7%              | 1.38    | -0.02          |
| STOXX Global Copper Miners                          | -2.9%             | 27.2%         | 2.9%              | 1.38    | -0.02          |
| STOXX Global Electric Vehicles & Driving Technology | -20.4%            | 18.1%         | 2.0%              | 1.49    | 1.42           |
| STOXX Global Energy Storage and Materials           | -31.5%            | 16.8%         | 1.8%              | 1.00    | -0.64          |
| STOXX Global Lithium and Battery Producers          | -36.6%            | 19.6%         | 2.0%              | 1.31    | -0.99          |
| STOXX Global Lithium Miners and Producers           | -55.2%            | 33.1%         | 0.6%              | 1.43    | -0.99          |
| STOXX Global Silver Mining                          | 4.2%              | 35.7%         | 1.4%              | 1.65    | 0.02           |
| STOXX Global Smart City Infrastructure              | -1.9%             | 13.4%         | 1.8%              | 1.15    | -0.02          |
| STOXX Global Ageing Population                      | -0.7%             | 11.6%         | 2.5%              | 0.90    | 0.18           |
| STOXX Global Breakthrough Healthcare                | -8.7%             | 14.0%         | 0.9%              | 0.92    | 0.60           |
| STOXX Global Broad Infrastructure                   | -8.5%             | 8.9%          | 4.1%              | 0.49    | -0.02          |
| STOXX Global Digital Entertainment and Education    | 10.4%             | 16.0%         | 1.0%              | 1.33    | -0.19          |
| STOXX Global Health & Weight Loss                   | -17.4%            | 13.9%         | 1.3%              | 0.88    | 0.40           |
| STOXX Global Housing Construction                   | -8.2%             | 18.6%         | 1.7%              | 1.55    | -0.12          |
| STOXX Global Millennials                            | 11.1%             | 13.7%         | 0.7%              | 1.14    | -0.28          |
| STOXX Global Pet Care                               | -14.0%            | 11.0%         | 2.1%              | 0.56    | 0.31           |
| STOXX Global Sharing Economy                        | 18.0%             | 14.4%         | 0.6%              | 1.19    | -0.14          |
| STOXX Global Silver Economy                         | -5.6%             | 13.2%         | 1.4%              | 1.15    | 0.18           |
| STOXX Global Video Gaming & eSports                 | 3.7%              | 16.7%         | 1.1%              | 1.43    | -0.76          |
| STOXX World AC NexGen Media                         | 15.6%             | 18.0%         | 0.9%              | 1.50    | -0.19          |
| STOXX Europe Luxury 10                              | -26.0%            | 22.6%         | 1.8%              | 0.97    | -1.24          |
| STOXX USA ETF Industry                              | 6.6%              | 12.6%         | 2.7%              | 0.82    | 0.81           |
| STOXX Global Artificial Intelligence                | 18.2%             | 21.9%         | 1.0%              | 1.82    | 2.16           |
| STOXX Global Automation & Robotics                  | -6.9%             | 17.3%         | 1.0%              | 1.53    | 0.38           |
| STOXX Global Digital Security                       | 2.6%              | 15.4%         | 1.1%              | 1.22    | 0.55           |
| STOXX Global Digitalisation                         | 10.0%             | 13.4%         | 1.0%              | 1.15    | -0.99          |
| STOXX Global Fintech                                | 7.4%              | 13.3%         | 1.3%              | 1.06    | -0.29          |
| STOXX Global Industry 4.0                           | -0.8%             | 18.1%         | 1.5%              | 1.55    | -0.74          |
| STOXX Global Intelligent Computing                  | -14.1%            | 17.4%         | 1.4%              | 1.43    | 2.16           |
| STOXX Global Metaverse                              | 13.4%             | 18.3%         | 1.0%              | 1.56    | -0.48          |
| STOXX Global Next Generation Telecoms               | -6.2%             | 13.8%         | 2.7%              | 1.18    | -0.43          |
| STOXX Global Smart Cities                           | -3.8%             | 23.4%         | 0.7%              | 1.87    | -1.11          |
| STOXX Global Smart Factory                          | -15.4%            | 23.2%         | 1.2%              | 1.87    | -0.09          |
| STOXX World AC NexGen Connectivity                  | -0.3%             | 14.7%         | 2.3%              | 1.26    | -0.43          |
| STOXX World AC NexGen Software Development          | 4.8%              | 22.0%         | 0.6%              | 1.83    | -0.05          |
| STOXX Developed Markets B.R.AI.N                    | -17.8%            | 14.4%         | 1.4%              | 1.18    | 0.00           |

Source: STOXX, daily data Nov 30, 2023 to Nov 29, 2024, USD GR

\*vs STOXX World AC

\*\*Google trend, is calculated as the slope of the 1-year trend scores (monthly Nov 30, 2021 to Nov 29, 2024, 2024)

Thank you!



# Disclaimer

STOXX Ltd., or ISS STOXX Index GmbH and their licensors, research partners or data providers do not make any warranties or representations, express or implied, with respect to the timeliness, sequence, accuracy, completeness, currentness, merchantability, quality or fitness for any particular purpose of its index data and exclude any liability in connection therewith. STOXX Ltd., or ISS STOXX Index GmbH and their licensors, research partners or data providers are not providing investment advice through the publication of indices or in connection therewith. In particular, the inclusion of a company in an index, its weighting, or the exclusion of a company from an index, does not in any way reflect an opinion of STOXX Ltd., ISS STOXX Index GmbH or their licensors, research partners or data providers on the merits of that company. Financial instruments based on the STOXX indices, DAX indices or on any other indices administered by STOXX Ltd. are in no way sponsored, endorsed, sold or promoted by STOXX Ltd., or ISS STOXX Index GmbH or their licensors, research partners or data providers.