

# STOXX<sup>®</sup> DIGITAL ASSET BLUE CHIP INDEX

## Index description

The STOXX Digital Asset Blue Chip Index tracks a diversified basket of digital assets, utilizing crypto native metrics to select those which serve as a reflection of the crypto universe today. The index tracks the performance of those assets which are deemed to be “blue-chip” in terms of quality, activity, robustness and financial strength.

Assets are selected based on a multi-step procedure which seeks to identify the strongest and most representative assets in each eligible sector of the Bitcoin Suisse Global Crypto Taxonomy (GCT). At each review, a set of crypto-specific review metrics are calculated and used to rank the assets within their respective sectors, with this, in turn, determining the final index composition.

## Key characteristics

**Quality:** Screened assets are scored, tracked and ranked against competing assets on a sector level. Included sectors represent 98% of the crypto markets USD 2T market capitalization.

**Diversification:** Weight capping scheme limits exposure to larger assets.

**Transparent:** Asset selection incorporates a quantitative fundamental analysis of on-chain data in a multi step process.

**Sector consideration:** Taxonomy based sector segmentation, enabling like-for-like asset comparison against common on-chain metrics.

**Executable asset pricing:** Robust pricing methodology based on executed trades from the two highest rated exchanges at any point in time.

## Digital assets made accessible

The Bitcoin Suisse Global Crypto Taxonomy makes the vast digital asset industry accessible by providing systematic structuring of assets into 6 sectors (see below) and 28 subsectors.

Cryptocurrency	General Purpose Smart-Contract Platform	Decentralized Finance	Utility	Culture	Tokenized Asset
----------------	---	-----------------------	---------	---------	-----------------

## Blue chip approach

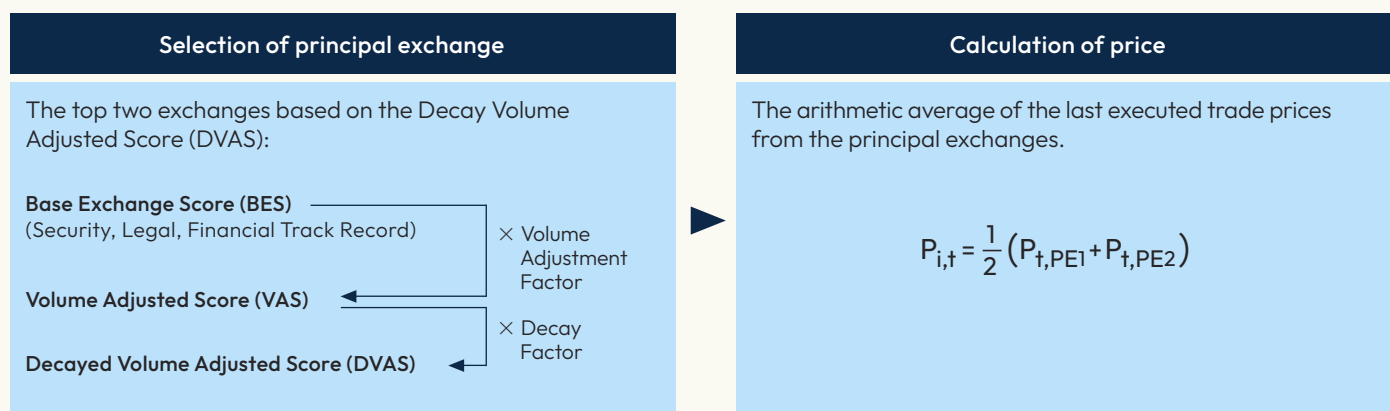
Selection methodology incorporates crypto native metrics to measure the inherent quality of assets.

Age	Total Value Secured	Active Addresses	Economic Activity	Developer Community
The age of a crypto asset helps gauge the commitment to the project and adoption by the market.	The more value a protocol secures on its blockchain, the greater the trust, adoption and inherent applications the protocol has in securing transactions validity and immutability.	Number of active addresses is used to measure adoption. This metric is measured by counting the number of unique sending blockchain addresses.	Strong fee revenue denotes usage and adoption, in addition to gauging the ongoing concern of the protocol and resilience in a competitive market landscape.	The developer community is a measure of innovative activity, growth and ossification at the same time.

## Index methodology

<b>Universe</b>	The list of eligible tokens is derived from all assets classified under the Bitcoin Suisse Index Reference Classification List (xRCL), which covers over 300 assets.
<b>Selection</b>	<p>Assets are selected based on a multi-step procedure which seeks to identify the most representative assets per sector:</p> <ol style="list-style-type: none"> <li><b>1. Acceptance criteria</b> Top 75; two eligible exchanges; BTC &amp; ETH at least one FIAT trading pair, excluding wrapped, liquid staked, liquidity pool tokens, other TradFi instrument, stablecoins and privacy coins.</li> <li><b>2. Determined criterion ranking per sector</b> Criterion: Age, Total Value Score, Developer Community, Active Addresses and Economic Activity.</li> <li><b>3. Create composite score per asset</b> Tokens which rank in the top 1/2 of the sector in 4 out of 5 criteria are selected to be in the index portfolio.</li> </ol>
<b>Weighting</b>	Market capitalization with capping at 30%. <sup>1</sup>
<b>Review</b>	Quarterly (March, June, September and December), based on the eligible universe determined bi-annually.

## Pricing methodology



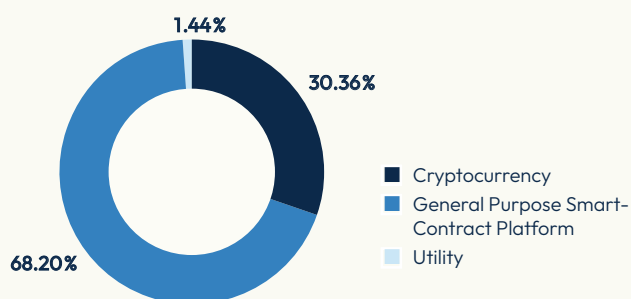
<sup>1</sup> Weights are capped at 30% in each quarterly review, any asset that exceeds that threshold intra review will be reset at the following rebalance.

# STOXX® DIGITAL ASSET BLUE CHIP INDEX

## Performance time series

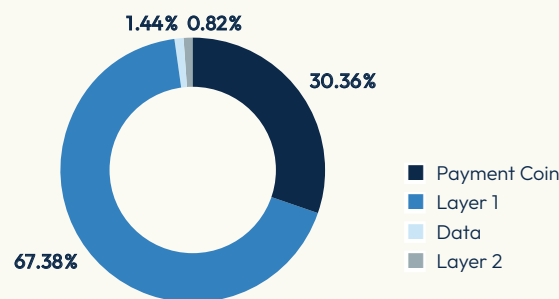


## Sector weighting



Source: STOXX, September 20, 2024.

## Subsector weighting



Source: STOXX, September 20, 2024.

## Top 5 components

Token	Name	Sector	Subsector	Weight
BTC	Bitcoin	Cryptocurrency	Payment Coin	30%
ETH	Ethereum	General Purpose Smart-Contract Platforms	Layer 1	30%
BNB	Binance Coin	General Purpose Smart-Contract Platforms	Layer 1	16%
SOL	Solana	General Purpose Smart-Contract Platforms	Layer 1	14%
TRX	Tron	General Purpose Smart-Contract Platforms	Layer 1	3%

Source: STOXX, September 20, 2024.

STOXX Ltd. ("STOXX"), ISS STOXX Index GmbH ("ISS STOXX"), Deutsche Boerse Group and their licensors, research partners or data providers do not make any warranties or representations, express or implied, with respect to the timeliness, sequence, accuracy, completeness, currentness, merchantability, quality or fitness for any particular purpose of its index data and exclude any liability in connection therewith. STOXX, ISS STOXX, Deutsche Boerse Group and their licensors, research partners or data providers are not providing investment advice through the publication of indices or in connection therewith. In particular, the inclusion of a company in an index, its weighting, or the exclusion of a company from an index, does not in any way reflect an opinion of STOXX, ISS STOXX, Deutsche Boerse Group or their licensors, research partners or data providers on the merits of that company. Financial instruments based on the STOXX® indices, DAX® indices or on any other indices supported by STOXX are in no way sponsored, endorsed, sold or promoted by STOXX, ISS STOXX, Deutsche Boerse Group or their licensors, research partners or data providers.

This document contains index performance data based on backtesting, i.e. calculations of how the index might have performed prior to launch if it had existed using the same index methodology and based on historical constituents. Backtested performance information is purely hypothetical and is provided in this document solely for information purposes. Backtested performance does not represent actual performance and should not be interpreted as an indication of actual performance.

To learn more about STOXX, please contact us, or visit [STOXX.com](https://www.stoxx.com)



sales@stoxx.com  
customersupport@stoxx.com



Part of



DEUTSCHE BÖRSE GROUP