
STOXX Global Thematic Indices

June 2022

Executive summary

- The annual review and rebalancing for STOXX Global Thematic indices was conducted June 20, 2022
- As part of the process, the entire RBICs classification was evaluated for each index, ensuring that the targeted themes continue to be accurately reflected
- The ESG methodological criteria was also revised to take into consideration aggregated revenues from military contracting related activities
- ESG exclusions impacted from as low as 4 companies (Breakthrough Healthcare) to as high as 36 companies (Smart City Infrastructure), with Product Involvement being the largest contributor
- Average turnover was 27%, up slightly from 23% last year. This coincided with a general rise in the number of securities per index, which could be attributed to an overall net increase in the number of RBICs sectors
- All indices maintained a purity of >80% to their targeted theme, as measured by revenue

BlackRock Thematic Index Family

Rebalance overview

Summary of RBICS sector changes by index

	Ageing Population
Added	Cardiology Medical Devices Heart Disorders Biopharmaceuticals Hematology Biopharmaceuticals Other Managed Care Pension Fund Managers
Removed	N/A
Total	60 Sectors

	Breakthrough Healthcare
Added	Breast Cancer Biopharmaceuticals Drug Development Software Final Dosage Forms OEMs Preclinical Limited Service CROs Viral Biopharmaceuticals
Removed	Diversified Development and Manufacturing Services
Total	38 Sectors

	Automation & Robotics
Added	Business Planning and Control ERP Software Diversified Enterprise Resource Planning Software Multiple Industry-Specific Software Packaging and Coating Application Machinery Makers Software Design and Engineering Consulting
Removed	Diversified Content Management Software Diversified Semiconductors Mobile Platform Applications Software Other Communications Semiconductors Other Handheld and Smart Phone Software Smart Phone Manufacturing
Total	44 Sectors

	Digitalisation
Added	Development and Design Services Document Management Software Multi-Type Home and Office Software Web Development Software Makers
Removed	Customer Premises Network Security Equipment Diversified Electronic Security Equipment Electronic Security Identification Equipment Enterprise Security Management Software General Carrier Edge (Access) Equipment Multiple Industry-Specific Software Security and Identification Semiconductors Security and Management Consulting
Total	57 Sectors

Summary of RBICS sector changes by index

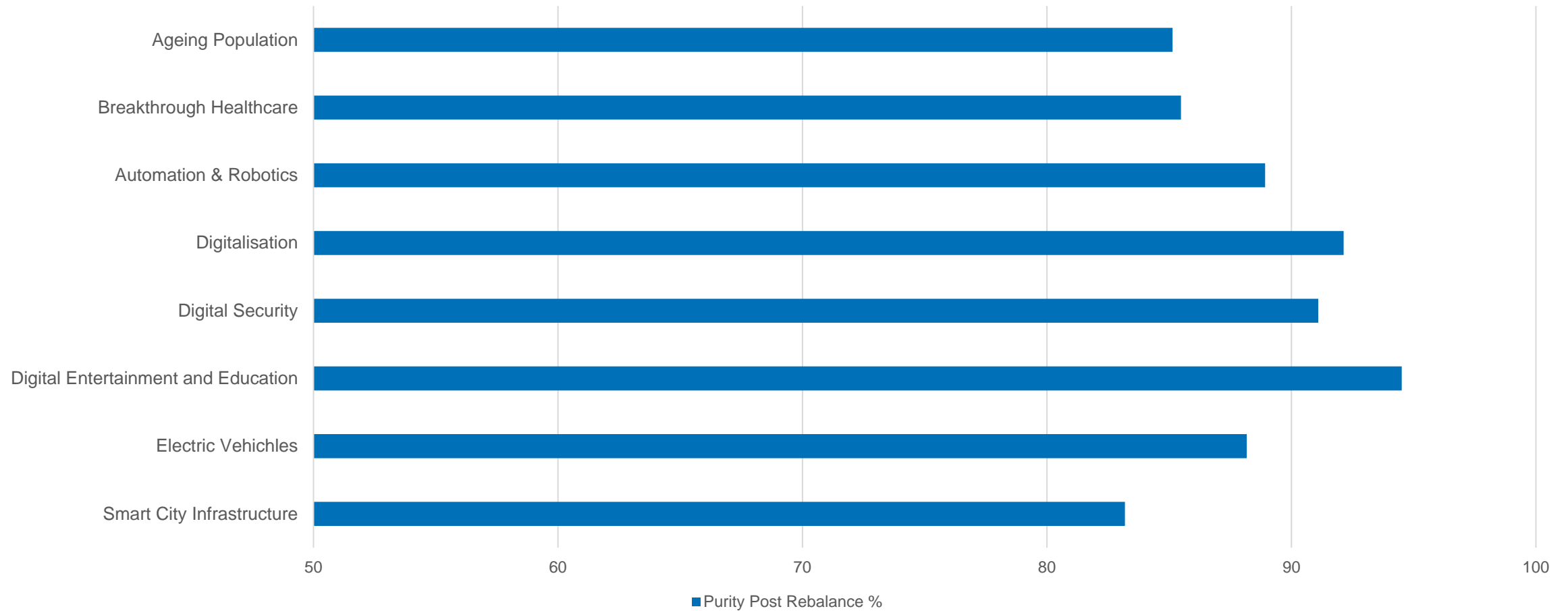
Digital Security	
Added	Data Storage Infrastructure Software
Removed	General Analog and Mixed Signal Semiconductors Healthcare IT Services Monitoring and Control Sensor/Instrument Products
Total	60 Sectors

Digital Entertainment and Education	
Added	
Removed	N/A
Total	34 Sectors

Electric Vehicles and Driving Technology	
ADDED	Heavy-Duty Industrial Batteries Manufacturing Electric Vehicle Batteries Manufacturing Mixed Heavy-Duty and High-End Batteries Makers Battery Charging Equipment Manufacturing Electric Vehicle Charging Stations
Removed	Military Batteries Manufacturing Traditional Vehicle Batteries Manufacturing
Total	12 Sectors

Smart City infrastructure	
Added	Garbage Services Recycling Services Diversified General Waste Collection Electronic Waste Services Emission Control Services and Technologies Hazardous and Industrial Waste Disposal Diversified Hazardous Materials Disposal Environmental Services Environmental Consulting Soil Remediation Wastewater Residual Management Other Waste Services Electric Vehicle Charging Stations
Removed	Residential Property Owners Residential Mortgage REITs
Total	56 Sectors

Index exposure to targeted themes (“purity”)



Purity is calculated as the weighted average revenue exposure from eligible RBICs for each theme

Rebalance stage analysis summary

	STOXX Global Ageing Population	STOXX Global Breakthrough Healthcare	STOXX Global Automation & Robotics	STOXX Global Digitalisation	STOXX Global Digital Security	STOXX Global Digital Entertainment and Education	STOXX Global Electric Vehicles & Driving Technology	STOXX Global Smart City Infrastructure
Initial universe (Global TMI)	11,057	11,057	11,057	11,057	11,057	11,057	11,057	11,057
Baseline (Liquidity, Country, Size) screens	6,880	6,880	6,880	6,880	6,880	6,880	6,880	6,880
Baseline + RBICS screens	411	216	179	236	125	105	111	186
ESG exclusions	26	4	16	16	8	15	6	36
Final membership	385	212	163	220	117	90	105	150

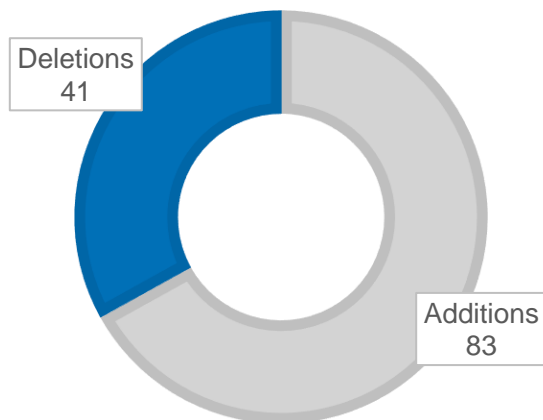
STOXX® Global Ageing Population

STOXX Global Ageing Population Index

Review additions & deletions¹⁾

Change summary

	Post-Rebalance	Pre-Rebalance
Number of holdings	385	343



■ Additions ■ Deletions

Review turnover: 20.35%

Top additions

Security	Country	Industry	Weight
ULTRAGENYX PHARMACEUTICAL	US	Health Care	0.47
CYTOKINETICS	US	Health Care	0.47
Apollo Hospitals	IN	Health Care	0.46
SWEDISH ORPHAN BIOVITRUM	SE	Health Care	0.46
INCYTE	US	Health Care	0.45
CIGNA Corp.	US	Health Care	0.44
HORIZON THERAPEUTICS PUBLIC	US	Health Care	0.44
LEGAL & GENERAL GRP	GB	Financials	0.43
NOVARTIS	CH	Health Care	0.43
Eisai Co. Ltd.	JP	Health Care	0.43

Top deletions

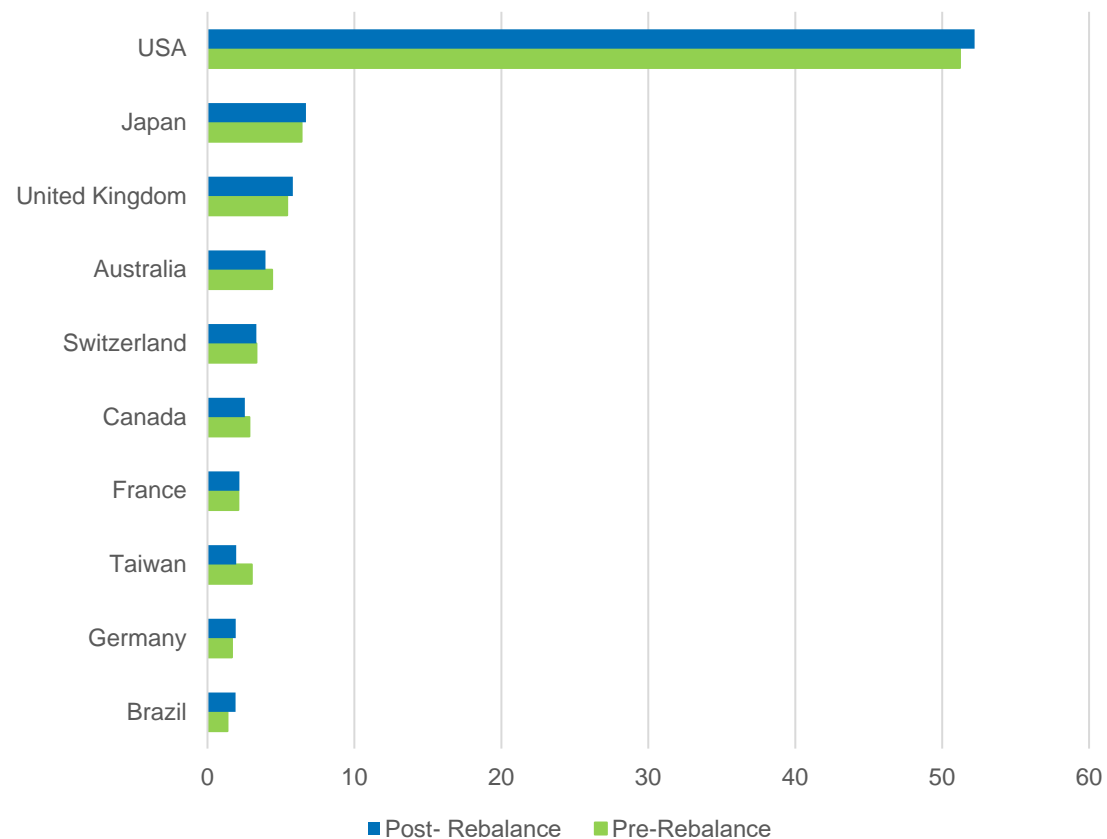
Security	Country	Industry	Weight
Chinatrust Financial Holding C	TW	Financials	0.60
Welltower Inc.	US	Real Estate	0.55
Ventas Inc.	US	Real Estate	0.47
HILTON GRAND VACATIONS	US	Consumer Discretionary	0.45
China Life Insurance Co 'H'	CN	Financials	0.44
Sanlam Ltd	ZA	Financials	0.40
CALLAWAY GOLF	US	Consumer Discretionary	0.33
CRISPR THERAPEUTICS	US	Health Care	0.32
CELLTRION HEALTHCARE	KR	Health Care	0.26
ABCELLERA BIOLOGICS	US	Health Care	0.23

1) Source: Qontigo. Data as of June 20, 2022.

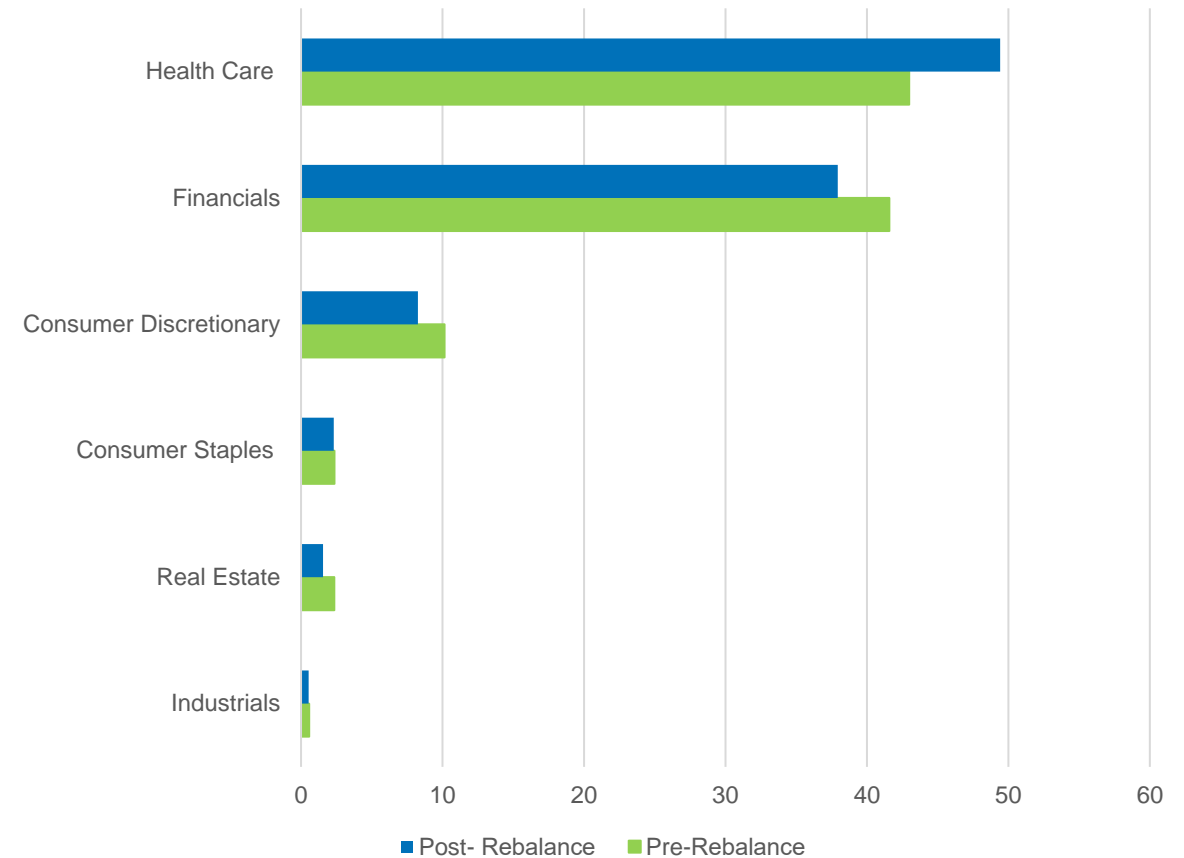
STOXX Global Ageing Population Index

Country and ICB industry allocation pre- and post-rebalance¹⁾

Top 10 country allocation



ICB industry allocation



1) Source: Qontigo. Data as of June 20, 2022.

STOXX Global Ageing Population Index

Exclusions due to ESG screens¹⁾

Security	Reason
INTEROJO	Controversy Rating Screen
TUI	Product Involvement Screen
ANANTI	Product Involvement Screen
GENKY DRUGSTORES	Product Involvement Screen
COSMOS PHARM.	Product Involvement Screen
China Life Insurance Co 'H'	Product Involvement Screen
WALGREENS BOOTS ALLIANCE	Product Involvement Screen
ROYAL CARIBBEAN GROUP	Product Involvement Screen
HILTON GRAND VACATIONS	Product Involvement Screen
Hana Tour Servic	Product Involvement Screen
MATSUKIYOCOCOKARA	Product Involvement Screen
RITE AID	Product Involvement Screen
SUNDRUG	Product Involvement Screen

Security	Reason
Manulife Financial Corp.	Product Involvement Screen
Carnival Corp.	Product Involvement Screen
CREATE SD HOLDINGS	Product Involvement Screen
CAWACHI	Product Involvement Screen
NORWEGIAN CRUISE LINE	Product Involvement Screen
NINETY ONE	Product Involvement Screen
CARNIVAL	Product Involvement Screen
HANWHA LIFE	Controversial Weapons Screen
CLASSYS	Missing Product Involvements Value
BIOPLUS	Missing Product Involvements Value
HEALTHCARE & MED.INV.	Missing Product Involvements Value
AMVIS HOLDINGS	Missing Product Involvements Value
SONDER HOLDINGS A	Missing Product Involvements Value

1) Source: Qontigo. Data as of May 31, 2022.

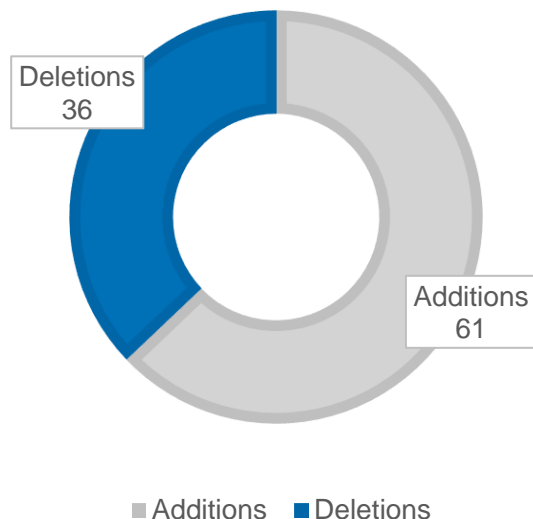
STOXX® Global Breakthrough Healthcare

STOXX Global Breakthrough Healthcare Index

Review additions & deletions¹⁾

Change summary

	Post-Rebalance	Pre-Rebalance
Number of holdings	212	187



Review turnover: 28.84%

Top additions

Security	Country	Industry	Weight
Merck & Co. Inc.	US	Health Care	1.33
Gilead Sciences Inc.	US	Health Care	1.32
MODERNA	US	Health Care	1.32
CATALENT	US	Health Care	1.29
Eisai Co. Ltd.	JP	Health Care	1.27
CSL Ltd.	AU	Health Care	1.26
CHAS.RVR.LABS.INTL.	US	Health Care	1.25
Pfizer Inc.	US	Health Care	1.24
BEIGENE	HK	Health Care	1.17
SHOCKWAVE MEDICAL	US	Health Care	1.04

Top deletions

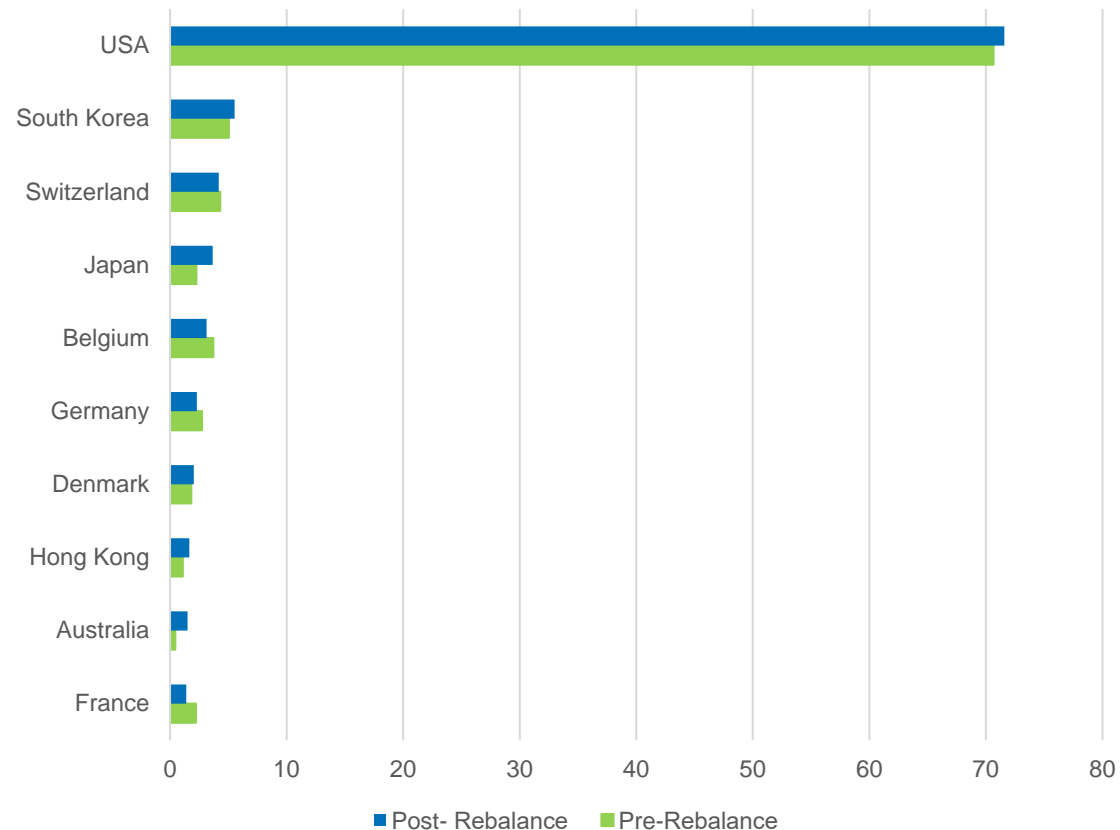
Security	Country	Industry	Weight
PREMIER CLASS A	US	Health Care	1.43
Mettler-Toledo International I	US	Industrials	1.24
CRISPR THERAPEUTICS	US	Health Care	0.83
WUXI APPTEC 'H'	CN	Health Care	0.82
LAURUS LABS	IN	Health Care	0.77
AKESO	HK	Health Care	0.31
SPRINGWORKS THERAPEUTICS	US	Health Care	0.29
SYNDAX PHARMACEUTICALS	US	Health Care	0.26
KYMER A THERAPEUTICS ORD	US	Health Care	0.21
REGENXBIO	US	Health Care	0.20

1) Source: Qontigo. Data as of June 20, 2022.

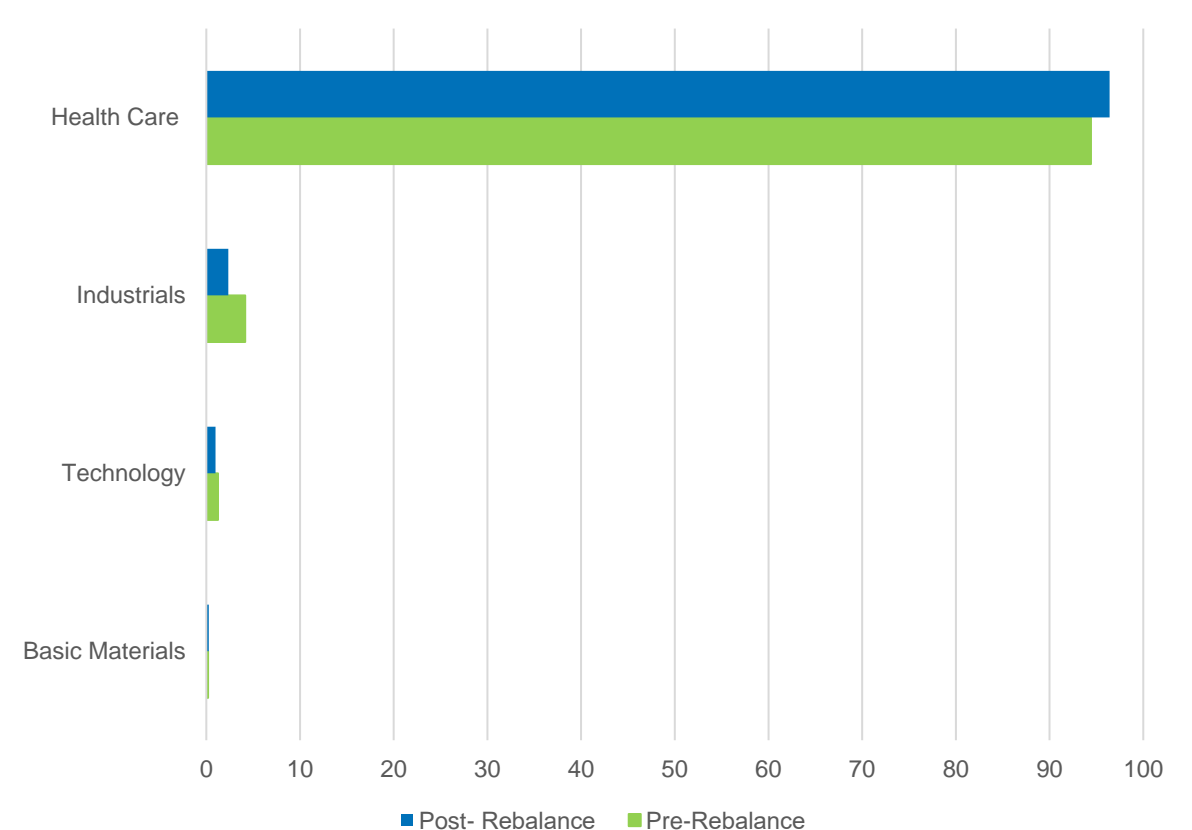
STOXX Global Breakthrough Healthcare Index

Country and ICB industry allocation pre- and post-rebalance¹⁾

Top 10 country allocation



ICB industry allocation



1) Source: Qontigo. Data as of June 20, 2022.

STOXX Global Breakthrough Healthcare Index

Exclusions due to ESG screens¹⁾

Security	Reason
TOOLGEN	Missing Product Involvements Value
PERKINELMER	Product Involvement Screen
Mettler-Toledo International Inc	Product Involvement Screen
BRUKER	Product Involvement Screen

1) Source: Qontigo. Data as of May 31, 2022.

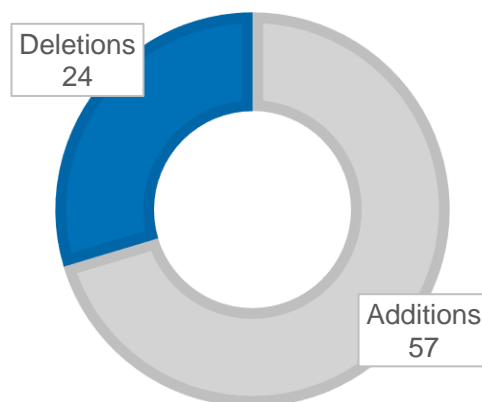
STOXX[®] Global Automation & Robotics

STOXX Global Automation & Robotics Index

Review additions & deletions¹⁾

Change summary

	Post-Rebalance	Pre-Rebalance
Number of holdings	163	130



■ Additions ■ Deletions

Review turnover: 40.96%

Top additions

Security	Country	Industry	Weight
ANAPLAN	US	Technology	1.23
BENTLEY SYSTEMS B	US	Technology	1.16
EPAM SYSTEMS	US	Technology	1.15
Roper Technologies Inc.	US	Technology	1.14
Obic Co. Ltd.	JP	Technology	1.13
CONSTELLATION SOFTWARE	CA	Technology	1.13
NORDSON	US	Industrials	1.12
WORKDAY CLASS	US	Technology	1.12
UIPATH A	US	Technology	1.11
GLOBANT	US	Technology	1.10

Top deletions

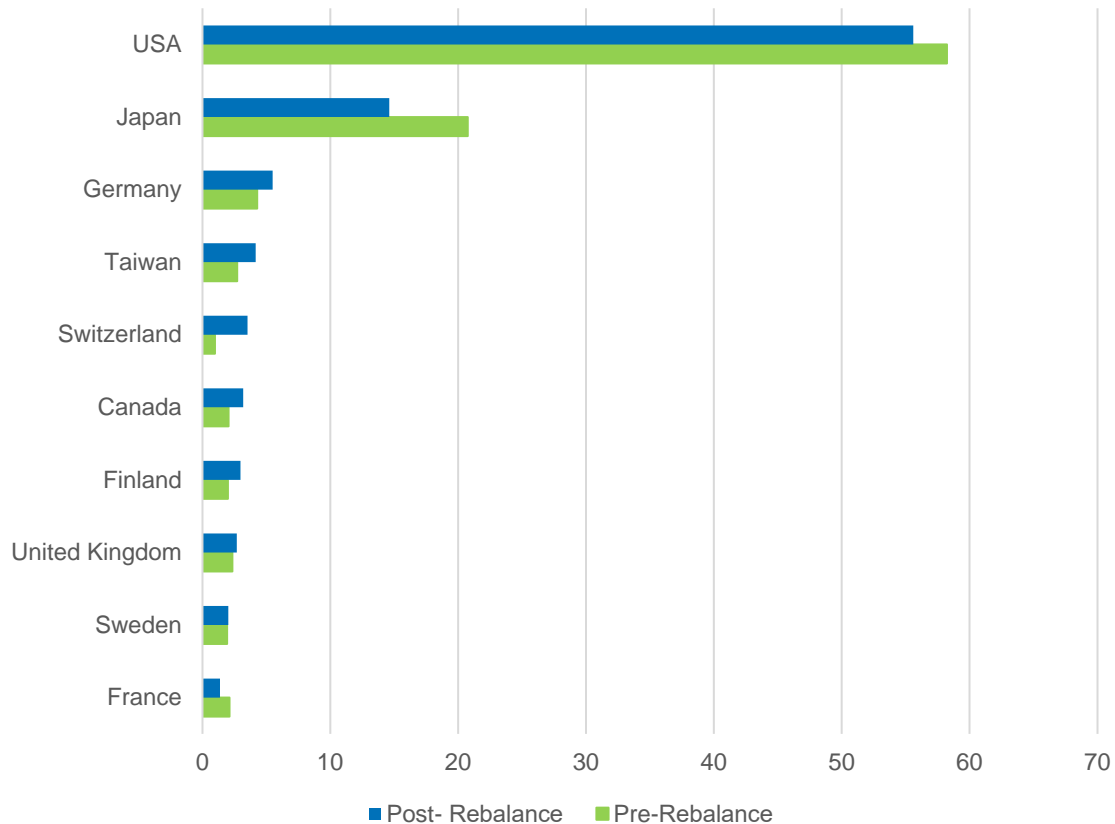
Security	Country	Industry	Weight
Apple Inc.	US	Technology	2.88
Qualcomm Inc.	US	Technology	2.49
Toyota Industries Corp.	JP	Consumer Discretionary	1.87
RENESAS ELECTRONICS	JP	Technology	1.56
Nidec Corp.	JP	Technology	1.47
COGNEX	US	Industrials	1.23
MINEBEA MITSUMI	JP	Industrials	1.18
XIAOMI	HK	Telecommunications	1.14
Rohm Co. Ltd.	JP	Technology	1.09
AspenTech	US	Technology	0.88

1) Source: Qontigo. Data as of June 20, 2022.

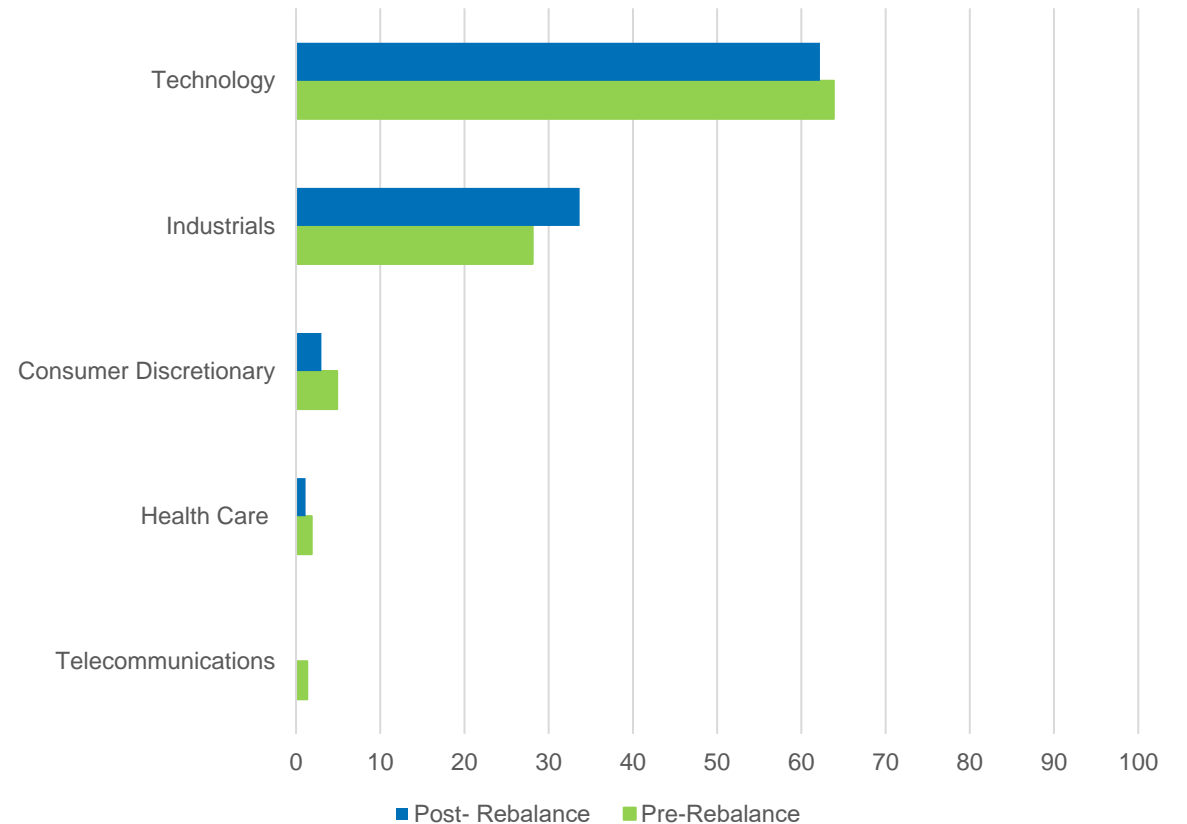
STOXX Global Automation & Robotics Index

Country and ICB industry allocation pre- and post-rebalance¹⁾

Top 10 country allocation



ICB industry allocation



1) Source: Qontigo. Data as of June 20, 2022.

STOXX Global Automation & Robotics Index

Exclusions due to ESG screens¹⁾

Security	Reason
PEOPLE & TECHNOLOGY	Missing Product Involvements Value
HANA TECHNOLOGY	Missing Product Involvements Value
HYULIM ROBOT	Missing Product Involvements Value
QUALTRICS INTL.INCO.	Missing Product Involvements Value
NOVONIX	Missing Product Involvements Value
AspenTech	Missing Product Involvements Value
GENIUS SPORTS	Missing Product Involvements Value
MANAGEMENT SOLUTIONS	Missing Product Involvements Value

Security	Reason
COGNEX	Product Involvement Screen
ASIA OPTICAL	Product Involvement Screen
Nidec Corp.	Product Involvement Screen
AVEVA GRP	Product Involvement Screen
Toyota Industries Corp.	Product Involvement Screen
BOBST GROUP	Product Involvement Screen
ALBANY INTL.'A'	Product Involvement Screen
TELEDYNE TECHS.	Product Involvement Screen

1) Source: Qontigo. Data as of May 31, 2022.

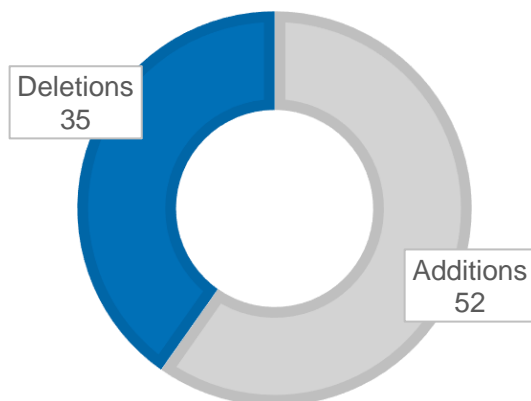
STOXX® Global Digitalisation

STOXX Global Digitalisation Index

Review additions & deletions¹⁾

Change summary

	Post-Rebalance	Pre-Rebalance
Number of holdings	220	203



■ Additions ■ Deletions

Review turnover: 22.46%

Top additions

Security	Country	Industry	Weight
BROADRIDGE FINL.SLTN.	US	Financials	1.46
VeriSign Inc.	US	Technology	1.41
COUPANG A	US	Consumer Discretionary	1.33
SHOPIFY A NYS	US	Technology	1.33
NortonLifeLock	US	Technology	1.33
NEXT	GB	Consumer Discretionary	1.00
AVAST PLC	GB	Technology	0.43
BOX CL.A	US	Technology	0.37
WIX COM	US	Technology	0.36
UPSTART HOLDINGS	US	Financials	0.26

Top deletions

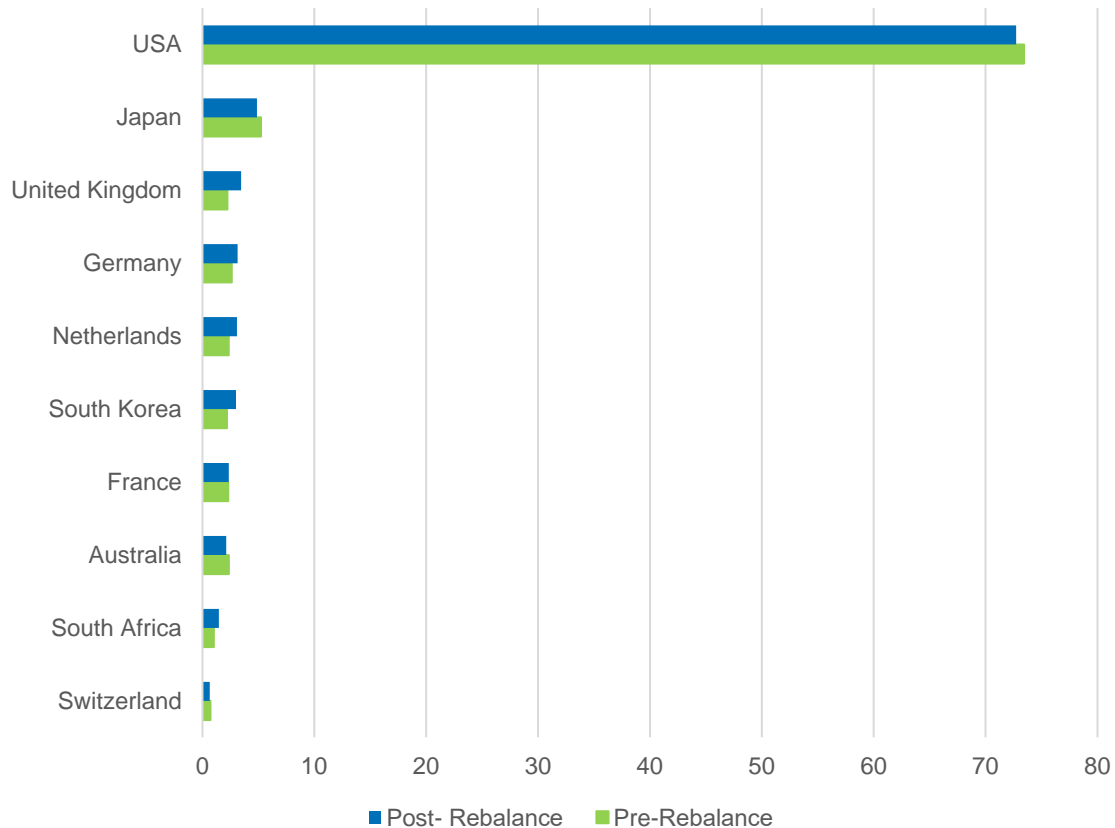
Security	Country	Industry	Weight
PALO ALTO NETWORKS	US	Technology	2.55
FORTINET	US	Technology	2.29
CONSTELLATION SOFTWARE	CA	Technology	1.86
Roper Technologies Inc.	US	Technology	1.61
FAIR ISAAC	US	Industrials	1.30
Juniper Networks Inc.	US	Telecommunications	1.07
BURLINGTON STORES	US	Consumer Discretionary	0.99
FIVE BELOW	US	Consumer Discretionary	0.78
IAC/INTERACTIVECORP	US	Technology	0.75
BLOCK CL.A	US	Industrials	0.52

1) Source: Qontigo. Data as of June 20, 2022.

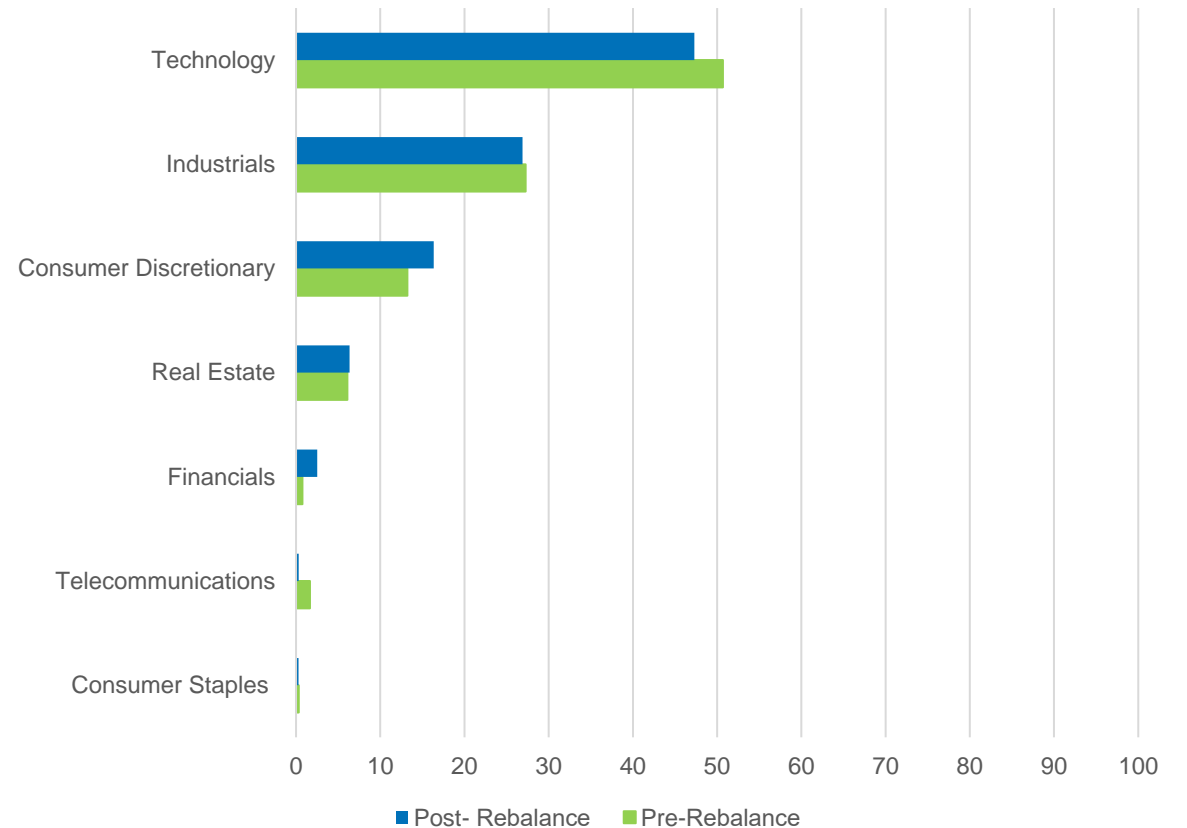
STOXX Global Digitalisation Index

Country and ICB industry allocation pre- and post-rebalance¹⁾

Top 10 country allocation



ICB industry allocation



1) Source: Qontigo. Data as of June 20, 2022.

STOXX Global Digitalisation Index

Exclusions due to ESG screens¹⁾

Security	Reason
COOCON	Missing Product Involvements Value
Danal Co Ltd	Missing Product Involvements Value
BLEND LABS A	Missing Product Involvements Value
WINGARC1ST	Missing Product Involvements Value
CLEARWATER ANALYTICS HLD. A	Missing Product Involvements Value
KERRY EXPRESS (THAILAND)	Missing Product Involvements Value
RISKIFIED A	Controversy Rating Screen
TOAST A	Controversy Rating Screen

Security	Reason
SABUY TECHNOLOGY	Controversy Rating Screen
PLBY GROUP	Product Involvement Screen
GRADIANT	Product Involvement Screen
RAKUTEN GROUP	Product Involvement Screen
CONTEXTLOGIC A	Product Involvement Screen
AMERICANAS	Product Involvement Screen
ALLEGRO.EU	Product Involvement Screen
IAC/INTERACTIVECORP	Product Involvement Screen

1) Source: Qontigo. Data as of May 31, 2022.

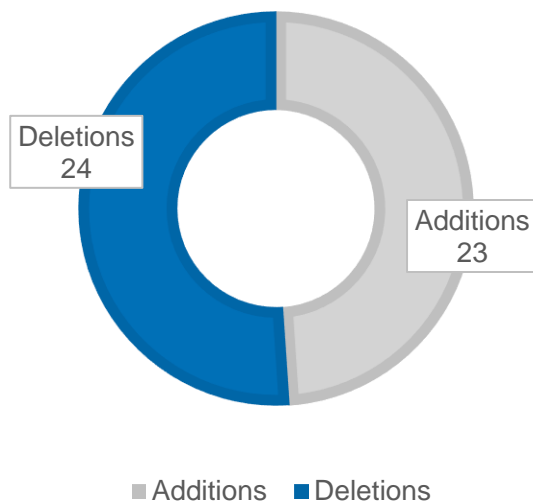
STOXX® Global Digital Security

STOXX Global Digital Security Index

Review additions & deletions¹⁾

Change summary

	Post-Rebalance	Pre-Rebalance
Number of holdings	117	118



Review turnover: 23.96%

Top additions

Security	Country	Industry	Weight
NEC Corp.	JP	Technology	1.39
NUTANIX CL.A	US	Technology	1.38
MONGODB A	US	Technology	1.26
COMMVault SYSTEMS	US	Technology	1.15
SENTINELONE A	US	Technology	1.05
KYNDRYL HOLDINGS	US	Technology	0.95
DATTO HOLDING	US	Technology	0.75
DIGITALOCEAN HOLDINGS	US	Technology	0.69
CONFLUENT A	US	Technology	0.63
DARKTRACE	GB	Technology	0.61

Top deletions

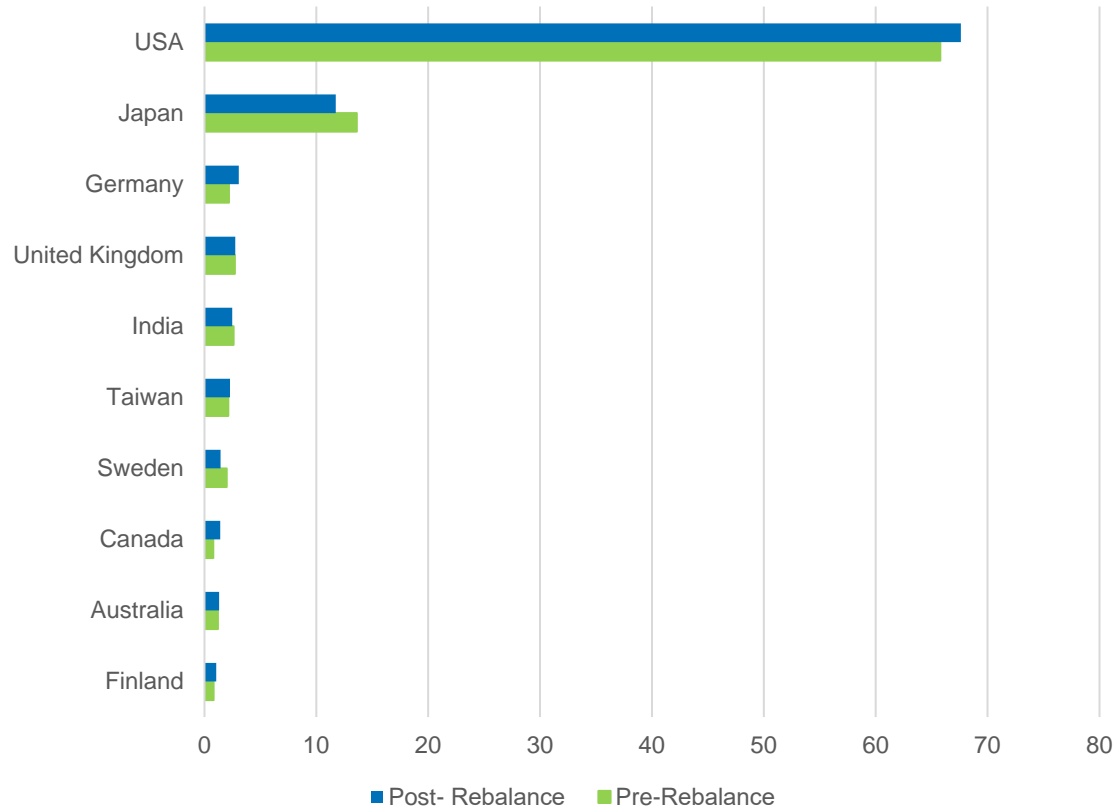
Security	Country	Industry	Weight
Yokogawa Electric Corp.	JP	Industrials	1.68
CIRRUS LOGIC	US	Technology	1.53
Analog Devices Inc.	US	Technology	1.47
Texas Instruments Inc.	US	Technology	1.36
Ametek Inc.	US	Industrials	1.34
Fortive	US	Industrials	1.30
SPECTRIS	GB	Industrials	1.29
HEXAGON B	SE	Technology	1.20
Keyence Corp.	JP	Industrials	1.18
AZBIL CORP.	JP	Industrials	1.10

1) Source: Qontigo. Data as of June 20, 2022.

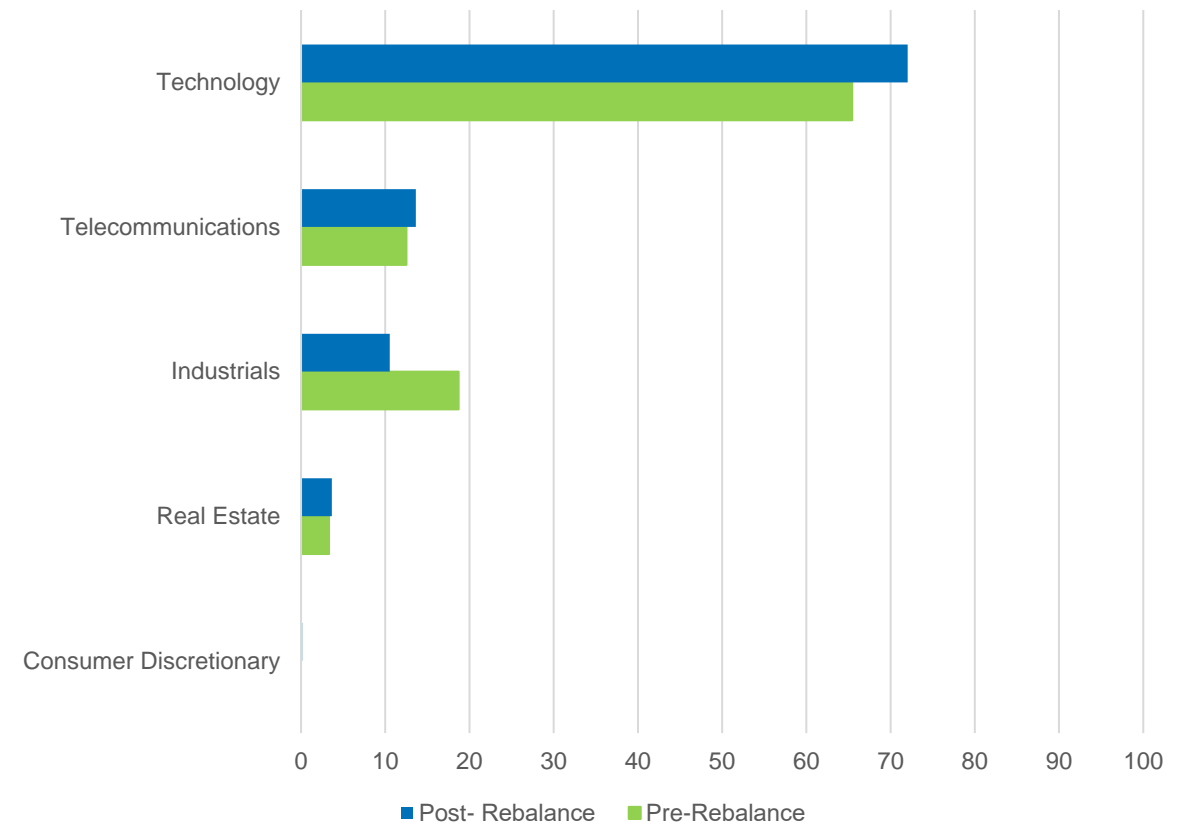
STOXX Global Digital Security Index

Country and ICB industry allocation pre- and post-rebalance¹⁾

Top 10 country allocation



ICB industry allocation



1) Source: Qontigo. Data as of June 20, 2022.

STOXX Global Digital Security Index

Exclusions due to ESG screens¹⁾

Security	Reason
HFR	Missing Product Involvements Value
MIRION TECHNOLOGIES A	Missing Product Involvements Value
WINGARC1ST	Missing Product Involvements Value
TUFIN SOFTWARE TECHNOLOGIES	Missing Product Involvements Value
AVEPOINT A	Controversy Rating Screen
SCIENCE APPS INTL	Product Involvement Screen
MANTECH INTL.'A'	Controversial Weapons Screen
CACI INTERNATIONAL 'A'	Controversial Weapons Screen

1) Source: Qontigo. Data as of May 31, 2022.

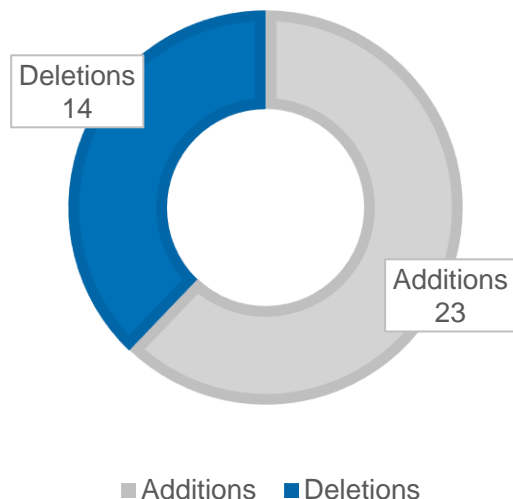
STOX[®] Digital Entertainment and Education

STOXX Global Digital Entertainment and Education Index

Review additions & deletions¹⁾

Change summary

	Post-Rebalance	Pre-Rebalance
Number of holdings	90	81



Review turnover: 15.37%

Top additions

Security	Country	Industry	Weight
ROBLOX A	US	Consumer Discretionary	1.36
CYBERAGENT	JP	Technology	0.64
AMBARELLA	US	Technology	0.43
BUMBLE A	US	Technology	0.41
KAKAO GAMES	KR	Consumer Discretionary	0.29
XPERI HOLDINGS	US	Technology	0.25
COURSERA	US	Consumer Discretionary	0.25
PLAYTIKA HOLDING	US	Consumer Discretionary	0.22
STILLFRONT GROUP	SE	Consumer Discretionary	0.18
VOBILE GROUP	HK	Technology	0.16

Top deletions

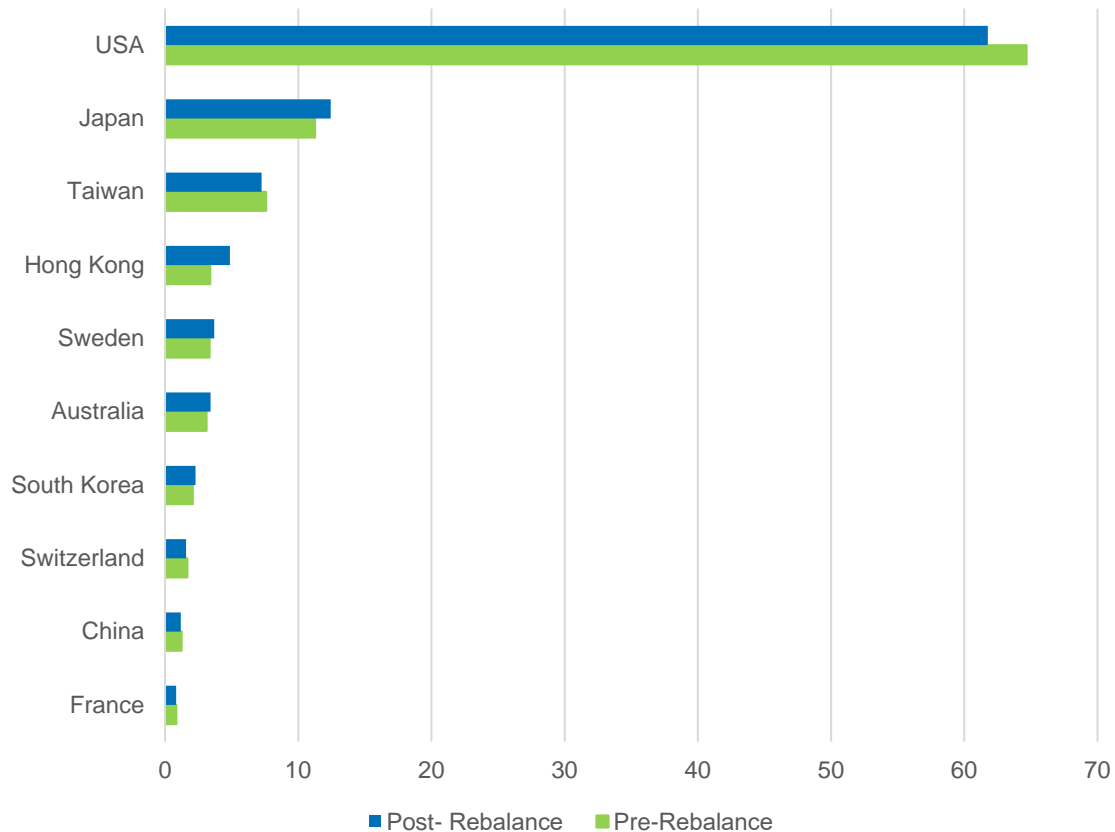
Security	Country	Industry	Weight
META PLATFORMS CLASS A	US	Technology	3.52
Akamai Technologies Inc.	US	Technology	2.69
ZIFF DAVIS	US	Technology	0.60
Chicony	TW	Technology	0.31
KOOLEARN TECHNOLOGY HOLDING	HK	Consumer Discretionary	0.21
JUSTSYSTEMS	JP	Technology	0.15
NETDRAGON WEBSOFT	HK	Consumer Discretionary	0.11
Merry Eltrs	TW	Consumer Discretionary	0.11
ROVIO ENTERTAINMENT OYJ	FI	Consumer Discretionary	0.07
Amtran	TW	Consumer Discretionary	0.06

1) Source: Qontigo. Data as of June 20, 2022.

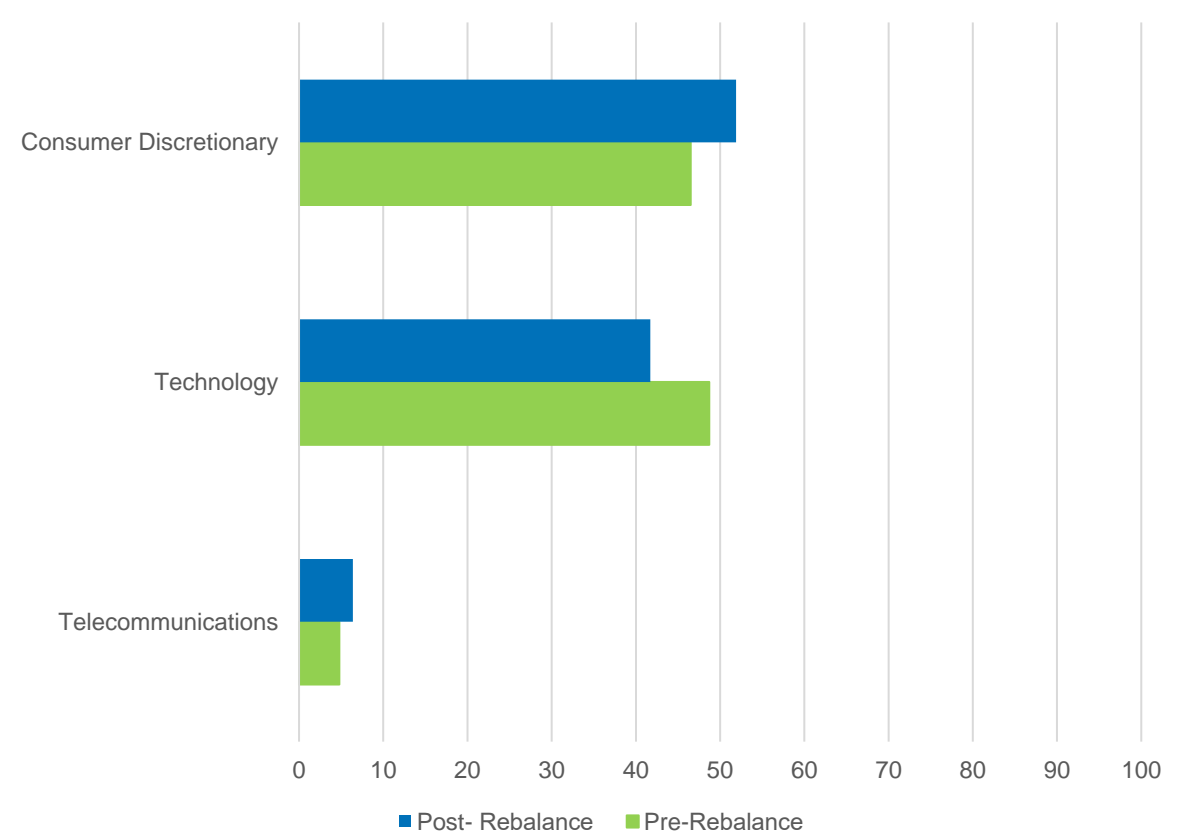
STOXX Global Digital Entertainment and Education Index

Country and ICB industry allocation pre- and post-rebalance¹⁾

Top 10 country allocation



ICB industry allocation



1) Source: Qontigo. Data as of June 20, 2022.

STOXX Global Digital Entertainment and Education Index

Exclusions due to ESG screens¹⁾

Security	Reason
WEMADE MAX	Missing Product Involvements Value
VIZIO HOLDING A	Missing Product Involvements Value
DEAR U	Missing Product Involvements Value
COM2US HOLDINGS	ESG Risk Rating Screen
DUOLINGO A	ESG Risk Rating Screen
SPORTRADAR GROUP A	ESG Risk Rating Screen
APPLOVIN A	ESG Risk Rating Screen
DOUBLEVERIFY HOLDINGS	ESG Risk Rating Screen

Security	Reason
HANCOM INC	ESG Risk Rating Screen
KRAFTON	ESG Risk Rating Screen
UNIVERSAL ENTERTAINMENT	Product Involvement Screen
Sega Sammy Holdings Inc.	Product Involvement Screen
META PLATFORMS CLASS A	High ESG Risk Rating and Controversy Rating > Category 2
LIGHT & WONDER	High ESG Risk Rating and Controversy Rating > Category 2
DRAFTKINGS A	High ESG Risk Rating and Controversy Rating > Category 2

1) Source: Qontigo. Data as of May 31, 2022.

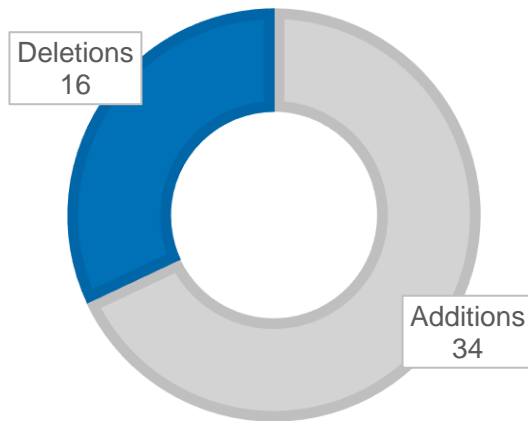
STOXX[®] Electric Vehicles & Driving Technology

STOXX Global Electric Vehicles & Driving Technology Index

Review additions & deletions¹⁾

Change summary

	Post-Rebalance	Pre-Rebalance
Number of holdings	105	87



■ Additions ■ Deletions

Review turnover: 32.16%

Top additions

Security	Country	Industry	Weight
NIO 'A'	HK	Consumer Discretionary	2.01
Suzuki Motor Corp.	JP	Consumer Discretionary	1.97
Delta Electronics Inc	TW	Technology	1.93
SOLAREGE TECHNOLOGIES	US	Energy	1.90
RIVIAN AUTOMOTIVE A	US	Consumer Discretionary	1.83
ABB	CH	Industrials	1.78
Qualcomm Inc.	US	Technology	1.78
LUCID GROUP	US	Consumer Discretionary	1.77
STELLANTIS	IT	Consumer Discretionary	1.76
STMICROELECTRONICS	IT	Technology	1.73

Top deletions

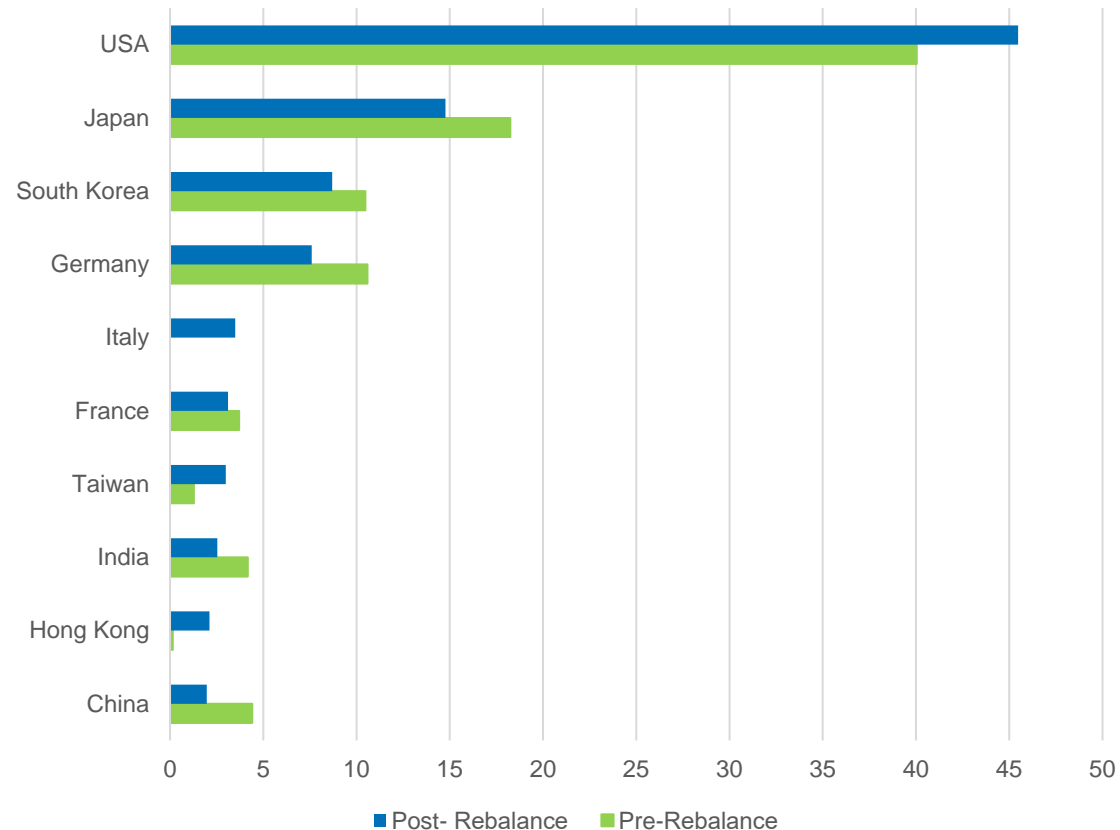
Security	Country	Industry	Weight
Toyota Motor Corp.	JP	Consumer Discretionary	2.73
MERCEDES-BENZ GROUP	DE	Consumer Discretionary	2.20
VOLVO B	SE	Industrials	1.73
ALTRA INDUSTRIAL MOTION	US	Industrials	0.65
Mitsubishi Motors Corp.	JP	Consumer Discretionary	0.65
ILJIN MATERIALS	KR	Technology	0.38
GS Yuasa Corp.	JP	Industrials	0.38
VOLVO A	SE	Industrials	0.19
Nissha Co	JP	Industrials	0.15
GUD HOLDINGS	AU	Consumer Discretionary	0.15

1) Source: Qontigo. Data as of June 20, 2022.

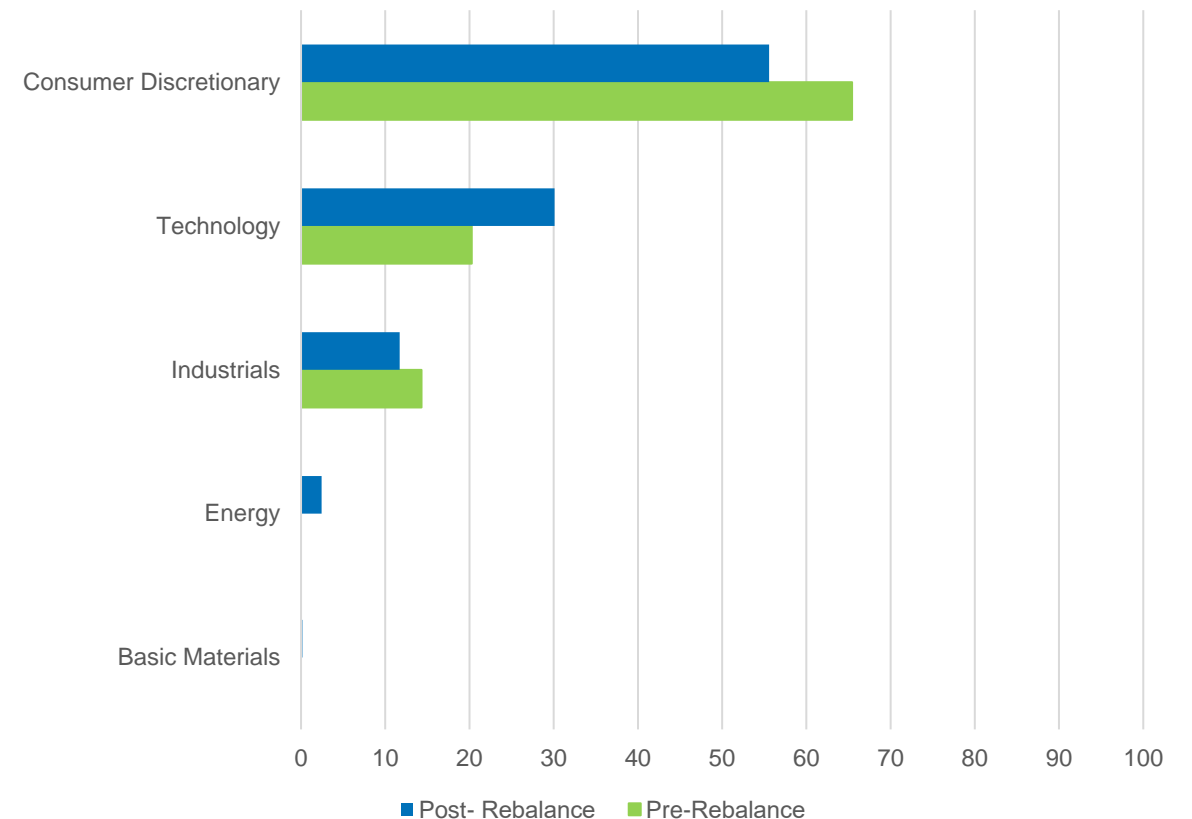
STOXX Global Electric Vehicles & Driving Technology Index

Country and ICB industry allocation pre- and post-rebalance¹⁾

Top 10 country allocation¹⁾



ICB industry allocation¹⁾



1) Source: Qontigo. Data as of June 20, 2022.

STOXX Global Electric Vehicles & Driving Technology Index

Exclusions due to ESG screens¹⁾

Security	Reason
SPG	Missing Product Involvements Value
NOVONIX	Missing Product Involvements Value
LG ENERGY SOLUTION	Controversy Rating Screen
Toyota Motor Corp.	Product Involvement Screen
SNT MOTIV	Product Involvement Screen
Tata Motors Ltd	Controversial Weapons Screen

1) Source: Qontigo. Data as of May 31, 2022.

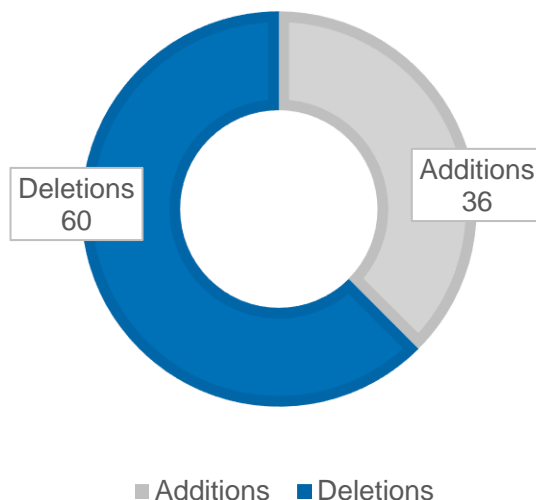
STOXX® Global Smart City Infrastructure

STOXX Global Smart City Infrastructure Index

Review additions & deletions¹⁾

Change summary

	Post-Rebalance	Pre-Rebalance
Number of holdings	150	174



Review turnover: 34.62%

Top additions

Security	Country	Industry	Weight
CHINA TOWER 'H'	CN	Telecommunications	1.18
PALANTIR TECHNOLOGIES A	US	Technology	1.14
TETRA TECH	US	Industrials	1.10
KINGSPAN GRP	IE	Industrials	1.07
Fortive	US	Industrials	1.05
HUBBELL	US	Industrials	1.03
SMC Corp.	JP	Industrials	1.01
VANTAGE TOWERS N	DE	Telecommunications	0.94
ATKORE	US	Industrials	0.94
HELIOS TOWERS PLC	GB	Telecommunications	0.52

Top deletions

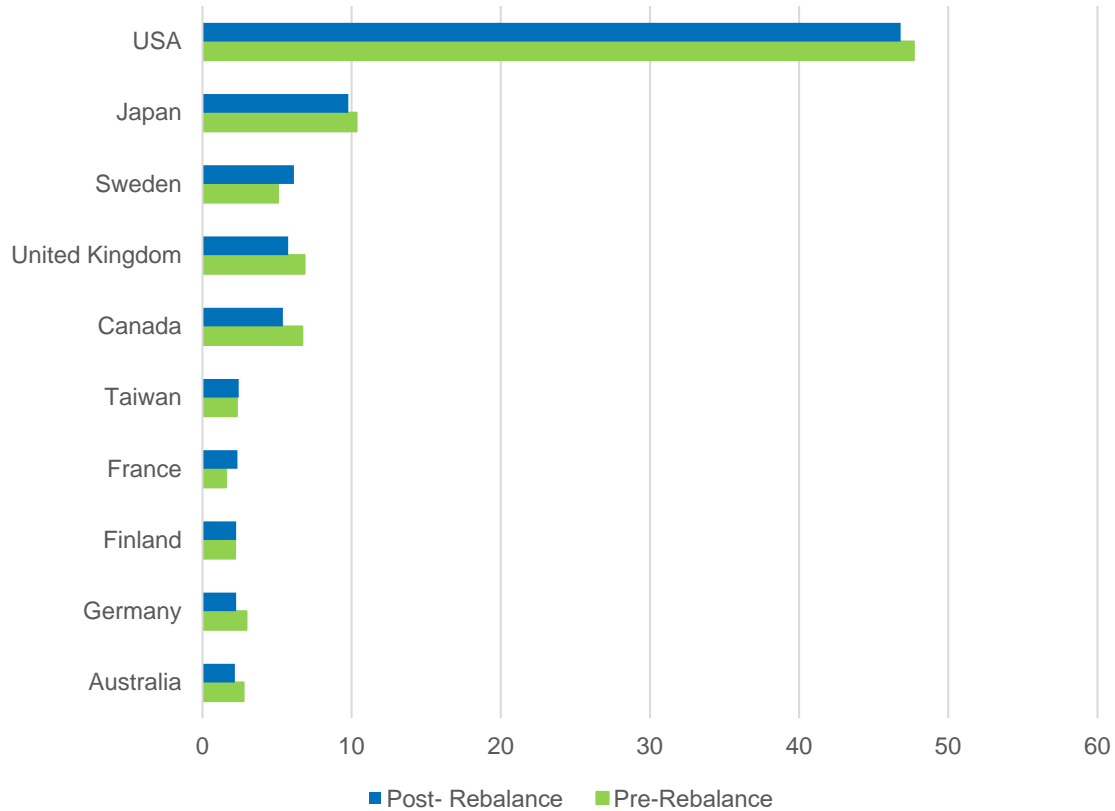
Security	Country	Industry	Weight
AMERICAN CAMPUS COMMNS.	US	Real Estate	1.32
OPERADORA DE SITES MEXICANOS	MX	Telecommunications	1.10
Yokogawa Electric Corp.	JP	Industrials	1.03
CAMDEN PROPERTY TST.	US	Real Estate	0.95
MID-AMER.APT COMMUNITIES	US	Real Estate	0.95
EQUITY LIFESTYLE PROPS.	US	Real Estate	0.91
UNITED UTILITIES GRP	GB	Utilities	0.89
Avalonbay Communities Inc.	US	Real Estate	0.89
INVITATION HOMES	US	Real Estate	0.89
Equity Residential	US	Real Estate	0.87

1) Source: Qontigo. Data as of June 20, 2022.

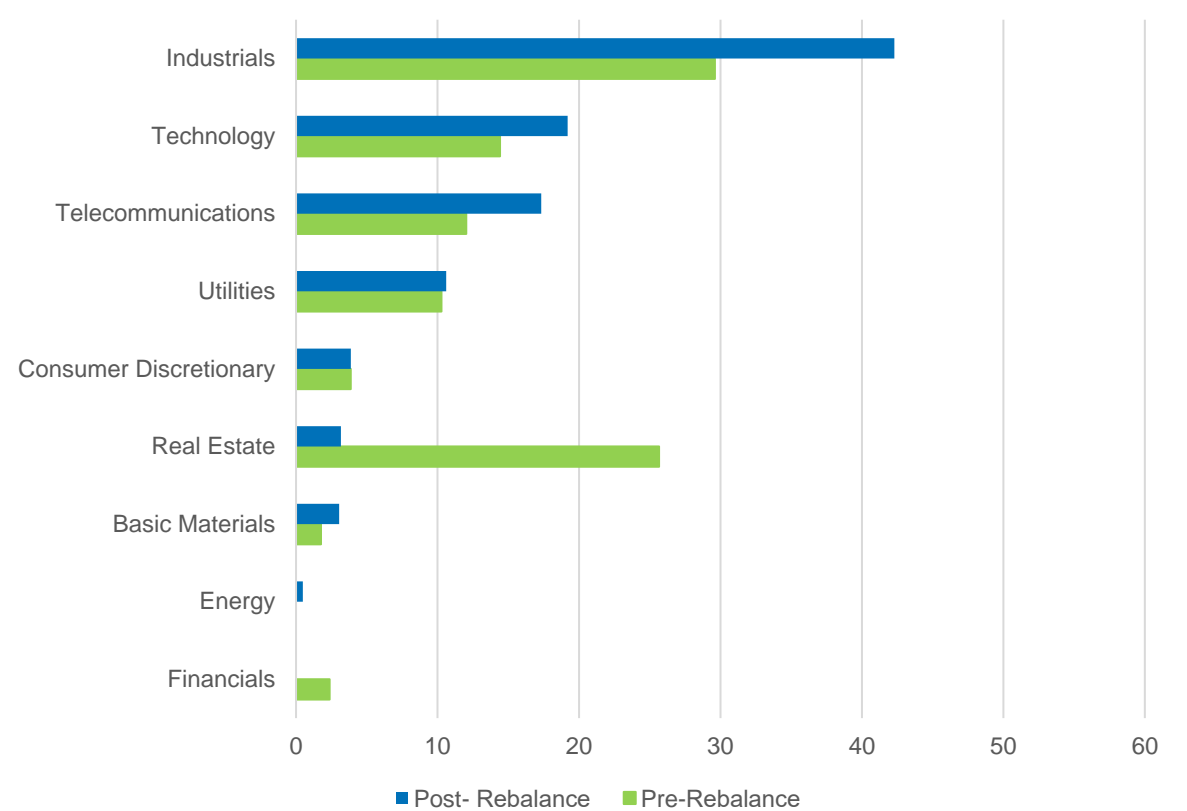
STOXX Global Smart City Infrastructure Index

Country and ICB industry allocation pre- and post-rebalance¹⁾

Top 10 country allocation



ICB industry allocation



1) Source: Qontigo. Data as of June 20, 2022.

STOXX Global Smart City Infrastructure Index

Exclusions due to ESG screens¹⁾

Security	Reason
NOVONIX	Missing Product Involvements Value
BOSUNG POWER TECH.	Missing Product Involvements Value
HANSHIN MACHINERY	Missing Product Involvements Value
HFR	Missing Product Involvements Value
LI CYCLE HOLDINGS	Missing Product Involvements Value
NIPPON ROAD	ESG Risk Rating Screen
SINO-THAI ENGR.CON.	ESG Risk Rating Screen
SHO-BOND HOLDINGS	ESG Risk Rating Screen
JASMINE TECHNOLOGY SOLUTION	ESG Risk Rating Screen
TRE HOLDINGS	ESG Risk Rating Screen
Seoul Semicon	ESG Risk Rating Screen
Dowa Holdings Co. Ltd.	ESG Risk Rating Screen
RENEWI	ESG Risk Rating Screen
GRAB HOLDINGS A	ESG Risk Rating Screen
CONSTRUCTION PARTNERS A	ESG Risk Rating Screen
CHARGEPOINT HOLDINGS A	ESG Risk Rating Screen
Altek	ESG Risk Rating Screen
METAWATER	ESG Risk Rating Screen

Security	Reason
ZIJIN MINING GROUP H	ESG Risk Rating Screen
INFRONEER Holdings	ESG Risk Rating Screen
MARVELL TECHNOLOGY	ESG Risk Rating Screen
BURCKHARDT CMPSN.HLDG.	Product Involvement Screen
SULZER	Product Involvement Screen
CIRCOR INTL.	Product Involvement Screen
VEOLIA ENVIRONNEMENT	Product Involvement Screen
KEPPEL INFR.TRUST	Product Involvement Screen
CTCI Corp	Product Involvement Screen
Flowserve Corp.	Product Involvement Screen
Technip Energies	Product Involvement Screen
Central Japan Railway Co.	Product Involvement Screen
ASPEN AEROGELS	Product Involvement Screen
West Japan Railway Co.	Product Involvement Screen
East Japan Railway Co.	Product Involvement Screen
NEL	High ESG Risk Rating and Controversy Rating > Category 2
GRANITE CON.	High ESG Risk Rating and Controversy Rating > Category 2
CACI INTERNATIONAL 'A'	Controversial Weapons Screen

¹⁾ Source: Qontigo. Data as of May 31, 2022.

Qontigo Offices and Contacts

Learn more about STOXX & DAX Indices on www.qontigo.com

Frankfurt

Mergenthalerallee 61
65760 Eschborn
Germany
P +49 69 211 0

London

8 Old Jewry
London EC2R 8DN
United Kingdom
P +44 207 862 7680

Zug

Theilerstrasse 1a
6300 Zug
Switzerland
P +41 43 430 71 60

Paris

7 Rue Léo Delibes
75116 Paris,
France
P +33-(0)1 55 27 67 76

Tokyo

27F Marunouchi Kitaguchi Building
1-6-5 Marunouchi Chiyoda-ku
Tokyo 100-0005
Japan
P +81 3 4578 6688

New York

17 State Street
Suite 2700
New York, NY 10004
United States of America
P +1 646 876 2031

Hong Kong

2904-7, 29/F, Man Yee Building
68 Des Voeux Road Central
Central, Hong Kong
Hong Kong, SAR
P +852 2530 7862

Call a Qontigo representative

Customer support
customersupport@stox.com
P +41 43 430 72 72

Disclaimer

About Qontigo

Qontigo is a financial intelligence innovator and a leader in the modernization of investment management, from risk to return.

The combination of the company's world-class indices and best-of-breed analytics, with its technological expertise and customer-driven innovation enables its clients to achieve competitive advantage in a rapidly changing marketplace.

Qontigo's global client base includes the world's largest financial products issuers, capital owners and asset managers.

Created in 2022 through the combination of STOXX, DAX and Axioma, Qontigo is part of Deutsche Börse Group, headquartered in Eschborn with key locations in New York, Zug and London.

About STOXX

Qontigo's index provider STOXX is part of Deutsche Börse Group, and the administrator of the DAX indices under the European Benchmark Regulation.

STOXX Ltd. is Qontigo's global index provider, currently calculating a global, comprehensive index family of about 13,000 strictly rules-based and transparent indices. Best known for the leading European equity indices EURO STOXX 50, STOXX Europe 50 and STOXX Europe 600, STOXX Ltd. maintains and calculates the STOXX Global index family which consists of total market, broad and blue-chip indices for the regions Americas, Europe, Asia/Pacific and sub-regions Latin America and BRIC (Brazil, Russia, India and China) as well as global markets.

STOXX indices are licensed to more than 600 companies around the world as underlyings for Exchange Traded Funds (ETFs), futures and options, structured products and passively managed investment funds.

Legal disclaimer:

STOXX Ltd. (STOXX) and Qontigo Index GmbH (together "Qontigo") and their licensors, research partners or data providers do not make any warranties or representations, express or implied, with respect to the timeliness, sequence, accuracy, completeness, currentness, merchantability, quality or fitness for any particular purpose of its index data and exclude any liability in connection therewith. Qontigo and their licensors, research partners or data providers are not providing investment advice through the publication of indices or in connection therewith. In particular, the inclusion of a company in an index, its weighting, or the exclusion of a company from an index, does not in any way reflect an opinion of Qontigo or their licensors, research partners or data providers on the merits of that company. Financial instruments based on the STOXX® indices, DAX® indices or on any other indices supported by STOXX are in no way sponsored, endorsed, sold or promoted by Qontigo or their licensors, research partners or data providers.