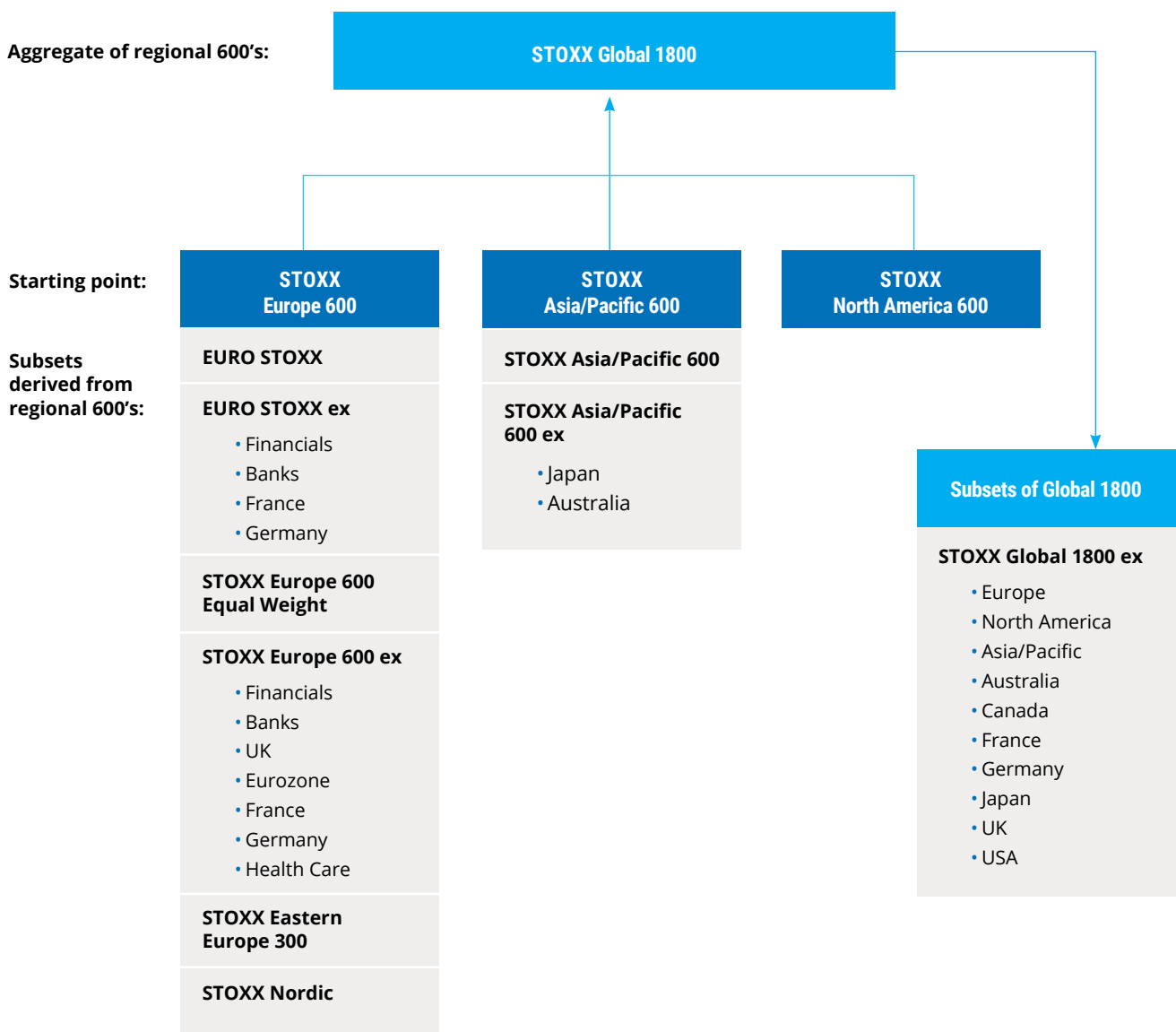


STOXX® GLOBAL 1800 INDEX






A broad yet liquid representation of the world's developed markets

The STOXX® Global 1800 Index provides a broad representation of the world's developed markets with a fixed number of 1,800 components, currently stemming from 18 countries. The index contains 600 European, 600 North American and 600 Asia/Pacific stocks represented, respectively, by the STOXX® Europe 600 Index, STOXX® North America 600 Index and STOXX® Asia/Pacific 600 Index.

Global 1800 Index Family—Developed Market Benchmark Indices



Key Benefits

| | |
|---|---|
|  EFFICIENT REPRESENTATION | Gain objective and transparent exposure to a liquid representation of the world's developed markets |
|  COUNTRY AND SECTORS | Obtain similar country and industry allocation to underlying markets, resulting in a diversified profile |
|  GRANULAR INDUSTRY FOCUS | Employ derived sub-indices representing 11 industries and 20 supersectors |
|  SUSTAINABILITY | Adopt responsible strategies with the STOXX® Global 1800 ESG-X and with versions of the benchmark that follow the EU Climate Benchmark requirements |
|  CURRENCY OPTIONS | Choose from price, net and gross return basis and four currencies |

Risk and Return Characteristics



1. Source: Qontigo, daily data
2. LIBOR used as a proxy for riskless returns
3. Qontigo Data Mar 19, 2012 – Dec 30, 2020

| | STOXX Global 1800 (USD GR) |
|----------------------------------|----------------------------|
| Performance overall (annualized) | 11.34% |
| Performance (1Y) | 17.09% |
| Performance (3Y) (annualized) | 11.30% |
| Performance (5Y) (annualized) | 12.95% |
| Volatility overall (annualized) | 14.21% |
| Volatility (1Y) (annualized) | 28.61% |
| Volatility (3Y) (annualized) | 19.01% |
| Volatility (5Y) (annualized) | 16.02% |
| Sharpe ratio (overall) | 0.78 |
| Sharpe ratio (5Y) | 0.77 |
| Dividend yield (overall) | 4.77% |
| Maximum drawdown | 33.77% |
| Constituents | 1800 |

Discover sustainable versions of this index:

| | | |
|---------------------------------|--|---|
| STOXX® Global 1800 ESG-X | STOXX® Global 1800 Climate Transition Benchmark | STOXX® Global 1800 Paris-Aligned Benchmark |
|---------------------------------|--|---|

To learn more about Qontigo, please contact us, or visit qontigo.com



sales@qontigo.com
info@qontigo.com



Part of

