

# STOXX® GLOBAL 1800 EX USA AX MULTI-FACTOR INDEX

## Index description

STOXX single and multi-factor indices aim to harvest the risk premia of several academically validated style factors - Value, Momentum, Quality, Size and Low Risk. At the same time the rules ensure tradability and diversification as well as limit untargeted systematic exposures.

STOXX uses Axioma's risk model and optimizer to construct the factor indices. The STOXX single and multi-factor indices are based on the respective STOXX country or regional benchmark indices.

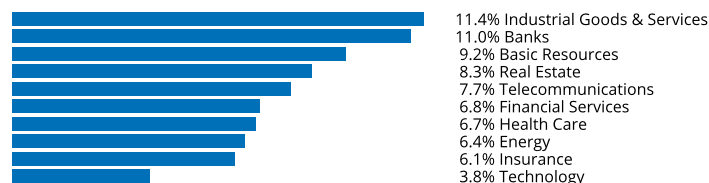
## Key facts

- » Invest in targeted factor exposures with managed liquidity and risk profiles across various regions
- » Use of Axioma's factor risk models and portfolio construction expertise to define the factors based on extensive validation from research and having a clear economic rationale
- » Factor family consists of 5 single factor indices (Value, Momentum, Quality, Low Risk, and Size) and one multi-factor index
- » Same index construction rules applied across the factor family
- » Single factor indices maximize the target factor while constraining the exposure to other factors
- » Multi-factor index employs a bottom-up approach by maximizing the exposure to an equally weighted aggregated multi-factor score
- » Ensures tradability by managing turnover and exposure to illiquid positions
- » Ensures diversification using country and industry controls

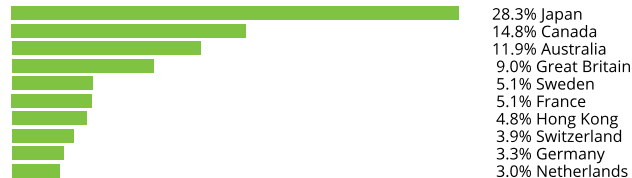
## Descriptive statistics

Index	Market cap (EUR bn.)		Components (EUR bn.)				Component weight (%)		Turnover (%)
	Full	Free-float	Mean	Median	Largest	Smallest	Largest	Smallest	Last 12 months
STOXX Global 1800 ex USA Ax Multi-Factor Index	N/A	98.9	0.4	0.2	3.3	0.0	3.4	0.0	50.5
STOXX Global 1800 Index	55,821.8	50,730.7	28.2	10.3	2,393.7	0.4	4.7	0.0	3.5

## Supersector weighting (top 10)



## Country weighting



## Risk and return figures<sup>1</sup>

Index returns	Return (%)					Annualized return (%)				
	Last month	YTD	1Y	3Y	5Y	Last month	YTD	1Y	3Y	5Y
STOXX Global 1800 ex USA Ax Multi-Factor Index	-2.8	-9.3	-5.5	24.6	41.9	N/A	N/A	-5.5	7.7	7.3
STOXX Global 1800 Index	-2.7	-7.1	-0.6	41.4	74.4	N/A	N/A	-0.6	12.4	11.9
Index volatility and risk	Annualized volatility (%)					Annualized Sharpe ratio <sup>2</sup>				
STOXX Global 1800 ex USA Ax Multi-Factor Index	9.7	12.8	12.1	15.2	13.2	N/A	N/A	-0.4	0.5	0.6
STOXX Global 1800 Index	16.9	18.7	16.8	20.0	17.2	N/A	N/A	-0.0	0.6	0.7
Index to benchmark	Correlation					Tracking error (%)				
STOXX Global 1800 ex USA Ax Multi-Factor Index	0.7	0.6	0.6	0.8	0.7	12.5	15.7	13.8	13.2	11.5
Index to benchmark	Beta					Annualized information ratio				
STOXX Global 1800 ex USA Ax Multi-Factor Index	0.4	0.4	0.4	0.6	0.6	-0.2	-0.3	-0.4	-0.5	-0.5

<sup>1</sup> For information on data calculation, please refer to [STOXX calculation reference guide](#).

<sup>2</sup> Based on EURIBOR1M

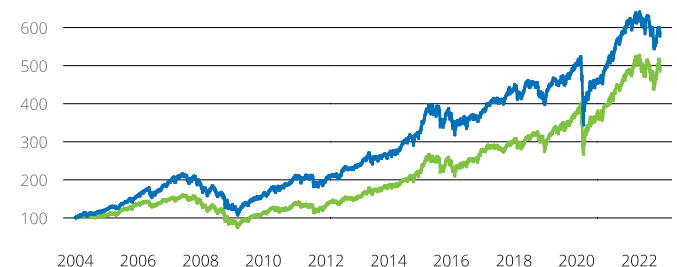
(EUR, gross return), all data as of Aug. 31, 2022

## FACTOR AND STRATEGY

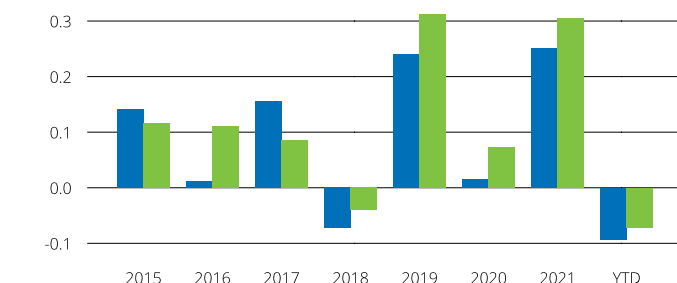
## STOXX® GLOBAL 1800 EX USA AX MULTI-FACTOR INDEX

## Fundamentals (for last 12 months)

Index	Price/earnings incl. negative		Price/earnings excl. negative		Price/ book	Dividend yield (%) <sup>3</sup>	Price/ sales	Price/ cash flow
	Trailing	Projected	Trailing	Projected	Trailing	Trailing	Trailing	Trailing
STOXX Global 1800 ex USA Ax Multi-Factor Index	7.5	8.6	7.5	8.6	1.0	2.9	0.9	6.2
STOXX Global 1800 Index	19.1	16.0	16.6	15.6	0.1	1.9	1.9	14.0

Performance and annual returns<sup>4</sup>

— STOXX® Global 1800 ex USA Ax Multi-Factor Index — STOXX® Global 1800 Index



■ STOXX® Global 1800 ex USA Ax Multi-Factor Index ■ STOXX® Global 1800 Index

## Methodology

Bringing together the powerful indexing and analytics capabilities of Qontigo, the STOXX Factor Index suite delivers more clarity to the market for factor investors by relying on the institutionally tested analytics of Axioma Factor Risk Models and advanced portfolio construction techniques. The use of Axioma's risk models ensures strong exposure to the respective target factor (Value, Momentum, Quality, Low Risk, Size, Multi-Factor) while allowing for ease of control over unintended exposures. The inclusion of constraints targets benchmark tracking with industry and country controls, and ensures tradability by limiting exposure to less liquid names and turnover while controlling for effective number of names and weights.

## Versions and symbols

Index	ISIN	Symbol	Bloomberg	Reuters
Gross Return EUR	CH0512260669	SAGXMFGFR		.SAGXMFGFR
Net Return EUR	CH0512260628	SAGXMFR		.SAGXMFR
Price EUR	CH0512260503	SAGXMFP		.SAGXMFP
Gross Return USD	CH0512260206	SAGXMFGV	SAGXMFGV INDEX	.SAGXMFGV
Net Return USD	CH0512260495	SAGXMFV		.SAGXMFV
Price USD	CH0512260289	SAGXMFL		.SAGXMFL

Complete list available here: [www.stoxx.com/data/vendor\\_codes.html](http://www.stoxx.com/data/vendor_codes.html)

## Quick facts

Weighting	Optimization
Cap factor	4.5% / min (20x parent index weight, 8%) / 35%
No. of components	Variable
Review frequency	Quarterly
Calculation/distribution	dayend
Calculation hours	22:15:00 22:15:00
Base value/base date	100 as of Mar. 19, 2012
History	Dec. 31, 2002
Inception date	Jan. 24, 2020

To learn more about the inception date, the currency, the calculation hours and historical values, please see our data vendor code sheet.

## CONTACT DETAILS

STOXX customer support | P +41 43 430 7272 | [customersupport@stoxx.com](mailto:customersupport@stoxx.com) | <https://qontigo.com/support/>

## DISCLAIMER

STOXX, Deutsche Boerse Group (DBAG) and their licensors, research partners or data providers do not make any warranties or representations, express or implied, with respect to the timeliness, sequence, accuracy, completeness, currentness, merchantability, quality or fitness for any particular purpose of its index data and exclude any liability in connection therewith. STOXX, DBAG and their licensors, research partners or data providers are not providing investment advice through the publication of indices or in connection therewith. In particular, the inclusion of a company in an index, its weighting, or the exclusion of a company from an index, does not in any way reflect an opinion of STOXX, DBAG or their licensors, research partners or data providers on the merits of that company. Financial instruments based on the STOXX® indices, DAX® indices or on any other indices supported by STOXX are in no way sponsored, endorsed, sold or promoted by STOXX, DBAG or their licensors, research partners or data providers.

## BACKTESTED PERFORMANCE

This document contains index performance data based on backtesting, i.e. calculations of how the index might have performed prior to launch if it had existed using the same index methodology and based on historical constituents. Backtested performance information is purely hypothetical and is provided in this document solely for information purposes. Backtested performance does not represent actual performance and should not be interpreted as an indication of actual performance.

## CUSTOMIZATION

The index can be used as a basis for the definition of STOXX® Customized Indices, which can be tailored to specific client or mandate needs. STOXX offers customization in almost unlimited forms for example in terms of component selection, weighting schemes and personalized calculation methodologies.

<sup>3</sup> gr. div. yield is calculated as gr. return index return minus price index return

<sup>4</sup> STOXX data from Jan. 02, 2004 to Aug. 31, 2022

(EUR, gross return), all data as of Aug. 31, 2022

# STOXX® GLOBAL 1800 EX USA AX MULTI-FACTOR INDEX

## Top 10 Components<sup>5</sup>

<b>Company</b>	<b>Supersector</b>	<b>Country</b>	<b>Weight (%)</b>
INVESTOR B	Financial Services	Sweden	3.36
Mizuho Financial Group Inc.	Banks	Japan	3.04
Fortescue Metals Group Ltd.	Basic Resources	Australia	2.55
ORANGE	Telecommunications	France	2.50
Marubeni Corp.	Industrial Goods & Services	Japan	2.18
CK HUTCHISON HOLDINGS	Industrial Goods & Services	Hong Kong	2.14
Sumitomo Mitsui Financial Grou	Banks	Japan	1.91
TOURMALINE OIL	Energy	Canada	1.90
EQUINOR	Energy	Norway	1.66
A.P.MOLLER-MAERSK B	Industrial Goods & Services	Denmark	1.66

<sup>5</sup> Based on the composition as of Aug. 31, 2022